SIKES

SIKES CATALOGUE

www.sikes-elec.com www.sikes-elec.cn

西凯士·电抗器选型手册

Choke(Line Reactor)Selection Brochure

Choke 电抗器	CE FC	
Filter 滤波器	Transformer 变压器	Load bank 负载
Regenerative drive 回馈装置	RESISTOR 电阻	Dynamic Braking Unit 制动单元

SIKES ELECTRIC (HK) CO., LTD.

西凯士電氣(香港)有限公司

VERSION:SIKES-2016-01

CONTENTS目录

Line Reactor (Choke)电抗器

01 DC Reactor
直流电抗器（DCL）

06 AC Input Reactor
输入交流电抗器(ACL)

11 AC Output Reactor
输出交流电抗器(OCL)

16 Explosion-Proof Reactor
防爆电抗器

20 Detuned Reactor
解谐电抗器

22 Load Reactor Dedicated For Inverter Testing
变频器测试专用负载电抗器

24 Drossel And Filtering Reactor
高频单相电抗器和滤波电抗器

26 CKSC Epoxy-resin Filled Dry-type Iron Core Series Reactor
CKSC环氧浇注干式铁芯串联电抗器

28 APF Filter Reactor
APF滤波电抗器

SIKES ELECTRIC(HK) CO., LTD.
西凯士電氣(香港)有限公司
SHENZHEN SIKES ELECTRIC CO., LTD.
深圳市西凯士电气有限公司
Add.:Bldg. B,Huayuan industrial park,Phoenix,
Fuyong ST 518103, Baoan district, Shenzhen, Guangdong, China
地址：中国·广东深圳市宝安区福永街道凤凰华源工业区B栋

Tel: 0086-755-33859592/33859590
Fax: 0086-755-33859590-810
Email: sikes@sikes-elec.com
www.sikes-elec.com www.sikes-elec.cn
E-commerce Platform: http://sikes.en.alibaba.com

Products listed in the catalogue are our standard products,the parameters are for reference only.Please contact our sales department if you have any questions .We will not inform you if the information of the products are changed.
本产品目录中产品均为我司标准品，所示参数仅供参考，选型时或需定制产品请咨询我司业务。产品数据如有更新，不再另行通知。

DC Reactor(Choke) 直流电抗器

Product Profile 产品简述

Reduce the current in DC circuit. Ensuring continous current when inductance value reach to a certain degree.Reduce and prevent the rectifier bridge from damaging and capacitance overheating caused by pulse current. Improve power factor, reduce the AC pulse to the DC busbar,limit grid voltage transient.

直流电路中能减少电流脉动，当电感量达到一定量时能保证电流连续不断流。改善电容滤波造成的输入电流波形畸变，减少和防止因冲击电流造成整流桥损坏和电容过热。提高功率因素，降低直流母线交流脉冲，限制电网电压的瞬变。

Product Features 产品特点

The inside insulation material is of high performance & high temperature resistant,combined with frameless process , the reactor's temperature heat-resisting ability is strong,and the class F or class H is optional.Reactor air gap adopts argon arc welding process,which has low noise,small magnetic flux leakage and stable inductance .Coiled with foil winding process,reactor has strong resistance of electric magnetic force,good presentation quality.Core with grain-oriented cold-rolled silicon steel sheets,making reactors have high reliability,small size ,light weight and low cost.

电抗器高性能，高耐温的符合绝缘材料配合无骨架工艺，电抗器耐热等级高，**F**级和**H**级可选。电抗器采用氩弧焊接工艺，噪音低，漏磁小，电感稳定。线圈采用箔绕工艺，耐电磁力强，工艺整洁，外观漂亮。铁芯采用优质低损耗冷轧硅钢片，使电抗器可靠性高，体积小，重量轻，价格便宜。

Product Parameters

- **Voltage Range:DC 500V-1000V**
- **Dielectric Strength:Core-Winding,AC 3000V/50Hz/5mA ,free of damage in 60s.**
- **Insulation Resistance: Core-Winding,DC 1000V,Resistance >100M ohm**
- **Reactor's noise:less than 65dB(to be measured at the point 1 meter away from the reactor horizontally)**
- **Standard :GB19212.1-2008 GB/T1094.6-2011**

产品参数

- 额定工作电压：DC 500V-1000V
- 抗电强度： 铁芯-绕组AC 3000V/50Hz/5mA，60S无飞弧击穿
- 绝缘电阻： 铁芯-绕组DC 1000V，绝缘阻值≥100MΩ
- 电抗器噪音： <65dB（与电抗器水平距离点1米测试）
- 产品执行标准：GB19212.1-2008 GB/T1094.6-2011

Product Size 产品尺寸图

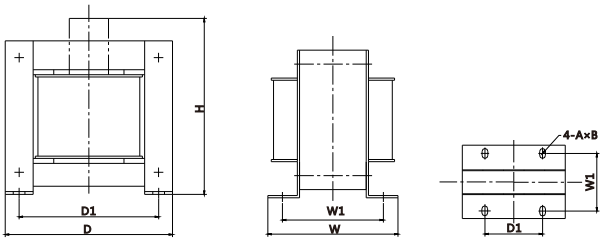

Picture A

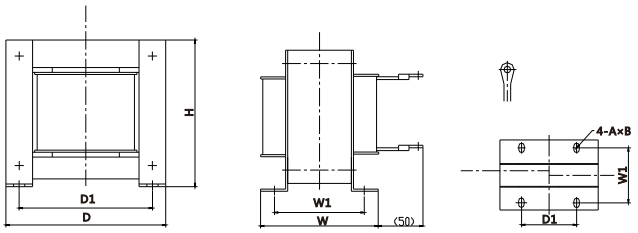

Picture B

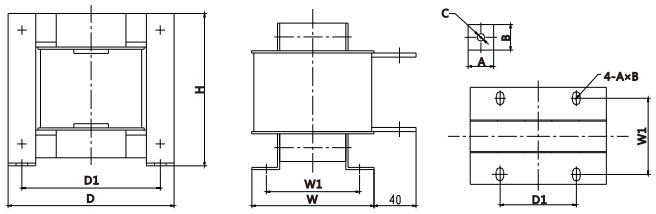

Picture C

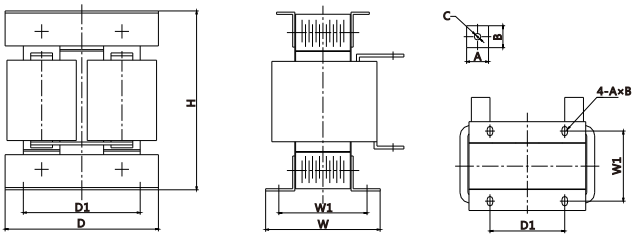

Picture D

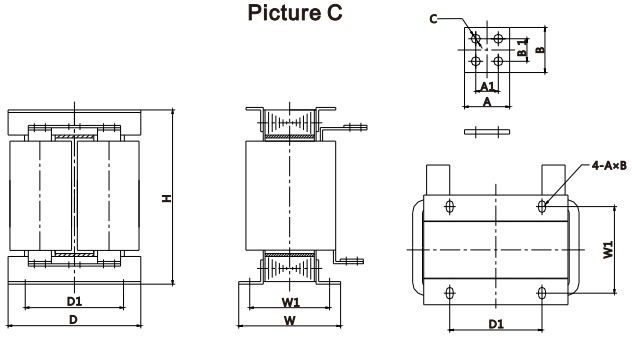

Picture E

DC Choke Selection Table for 400V Inverter 400V级变频器直流电抗器选型表

Type 电抗器型号	Picture NO. 图号	Power 功率	Rated Current 额定电流 (A)	Inductance Value 电感量 (mH)	Insulation Class 绝缘等级	Weight 重量 (KG)	Dimension 外形尺寸 (±5mm)											
							D	D1	D2	W	W1	W2	H	A*B	e	A	B	C
SKS-DCL-0003-AL/4	A	0.4/0.75	3	/	F	1.1	76	64	/	105	85	/	90	7*12	/	/	/	/
SKS-DCL-0006-AL/4		1.5/2.2	6	/	F	1.1	76	64	/	75	55	/	90	7*12	/	/	/	/
SKS-DCL-0012-AL/4		3.7/4.0	12	/	F	2.1	76	64	/	105	85	/	90	7*12	/	/	/	/
SKS-DCL-0023-AL/4		5.5/7.5	23	/	F	3.8	114	95	/	110	90	/	120	7*12	/	/	/	/
SKS-DCL-0033-AL/4		11/15/	33	/	F	3.8	114	95	/	110	90	/	120	7*12	/	/	/	/
SKS-DCL-0040-AL/4	B	18.5	40	/	F	3.8	114	95	/	110	90	/	120	7*12	/	/	/	/
SKS-DCL-0050-AL/4		22	50	/	F	4.9	114	95	/	125	105	/	120	7*12	/	/	/	/
SKS-DCL-0065-AL/4		30	65	/	F	6	114	95	/	140	120	/	120	7*12	/	/	/	/
SKS-DCL-0078-AL/4		37	78	/	F	8	133	111	/	140	120	/	115	7*12	/	/	/	/
SKS-DCL-0095-AL/4	C	45	95	/	F	9.5	133	111	/	205	135	/	115	7*12	/	/	/	/
SKS-DCL-0115-AL/4		55	115	/	F	11	170	115	/	175	140	/	145	7*12	3	30	15	/
SKS-DCL-0160-AL/4		75	160	/	F	16	170	125	/	210	140	/	145	8*12	5	30	15	/
SKS-DCL-0180-AL/4		90	180	/	F	16	170	125	/	210	140	/	145	8*13	5	30	15	/
SKS-DCL-0250-AB/4	D	110/132	250	/	F	25	200	160	/	210	120	/	260	11*20	6	40	20	/
SKS-DCL-0340-AB/4		160	340	/	F	25	200	160	/	210	120	/	260	11*20	6	40	20	/
SKS-DCL-0460-AB/4		185/220	460	/	F	25	200	160	/	210	120	/	260	11*20	6	40	20	/
SKS-DCL-0650-AB/4		250/315	650	/	F	37	200	160	/	235	140	/	300	11*20	5	50	25	/
SKS-DCL-1000-AB/4	E	380/400	1000	/	F	47	240	180	/	265	160	/	310	14*24	/	50	12.5	/
SKS-DCL-1250-AB/4		500	1250	/	F	55	240	180	/	265	160	/	311	14*24	/	50	12.5	/
SKS-DCL-1500-AB/4		630	1500	/	F	70	240	180	/	265	160	/	312	14*24	/	50	12.5	/

DC Reactor(Choke) 直流电抗器

DC Reactor Selection Table for 690V Inverter 690V级变频器直流电抗器选型表

Reactor Type 电抗器型号	Picture NO. 图号	Power 功率	Rated Current 额定电流 (A)	Inductance Value 电感量 (mH)	Insulation Class 绝缘等级	Weight 重量 (KG)	Dimension 外形尺寸 (±5mm)											
							D	D1	D2	W	W1	W2	H	A*B	e	A	B	C
SKS-DCL-0020-AI/6	A	15	20	5.0	F	/	114	95	/	190	110	/	100	7*12	/	/	/	φ8
SKS-DCL-0035-AI/6		22	35	3.1	F	/	133	111	/	190	110	/	115	7*12	/	/	/	φ8
SKS-DCL-0045-AI/6		37	45	2.2	F	/	133	111	/	190	120	/	115	7*12	/	/	/	φ8
SKS-DCL-0072-AI/6		45	72	1.4	F	/	153	127	/	190	110	/	135	7*12	/	/	/	φ10
SKS-DCL-0095-AI/6	B	55	95	1.0	F	/	191	159	/	190	120	/	145	7*12	3	30	15	φ11
SKS-DCL-0120-AI/6		75	120	0.85	F	/	191	159	/	210	140	/	145	7*12	3	30	15	φ11
SKS-DCL-0165-AI/6		90	165	0.65	F	/	229	191	/	200	120	/	200	7*12	4	40	20	φ11
SKS-DCL-0210-AB/6		132	210	0.47	F	/	229	191	/	210	130	/	200	7*12	4	40	20	φ11
SKS-DCL-0265-AB/6		160	265	0.38	F	/	229	191	/	235	155	/	200	7*12	4	40	20	φ11

Note/备注: (1):公差(Tolerance)D:max D1:±1 D2:±2 W:max W1:±2 W2:±2 H:max,其余未注公差(others)±0.5mm.
(2):The leading-out terminals of this product are Copper clad aluminum terminals or Aluminum terminals. 此款产品引出排为覆铜铝排或铝排。

AC Input Reactor (Choke) 输入交流电抗器

Product Profile 产品简述

In application at AC drive input side to suppress inrush voltage.Reduce inrush & peak current ; Improve the real power factor , restrain the grid harmonics and Improve the input current waveform.

输入电抗器是限流设备，用于驱动器的输入侧，保护交流驱动器不受瞬态超压的影响。降低浪涌和峰值电流，提高真实功率因数，抑制电网谐波，改善输入电流波形。

Product Features 产品特点

Excellent property due to foil winding structure,small DC resistance.the rdsistance to electromagnetic force ability is strong,good overload ability in short time;F class insulation materals,so that products can maintain reliable performance capacity.Moreover,combined with VPI process,the reactor noise is low;Core with grain-oriented cold rolled silicon steel in harsh working conditions; Designed with low magnetic flux density,the reactors of high linearit,powerful overload sheets,the reactor boasts high offiency,low temperature rise and low loss.

采用了高性能的箔式绕组结构，具有电流电阻小，抗短路能力强，短时间过载能力强；采用高性能的F级以上的复合绝缘材料，使产品在严酷的工作条件下依然可以保持可靠的性能；电抗器设计磁通密度低，线性度好，过载能力强，配合真空压力浸渍工艺电抗器的噪音小；铁芯采用优质低损耗冷轧取向硅钢片，电抗器损耗小，效率高，温升低。

Product Parameters

- **Rated Operating Voltage:380V/690V/1140V 50Hz/60Hz**
- **Current Range:5A to 1600A**
- **Operation Ambient Termpreature:-25 ~50**
- **Dielectric Strength:Core-Winding,AC3000V/50Hz/5mA/ in 60s free of damage(test in factory)**
- **Insulation Resistance:Core-Winding,DC 1000V,Resistance >100M ohm**
- **Reactor's noise:less than 65dB(to be measured at the point 1 meter away from the reactor horizontally)**
- **Protection class:IP00**
- **Insulation class:F/H**
- **Standard:GB19212.1-2008 GB/T1094.6-2011**

产品参数

- 额定工作电压：380V/690V//1140V 50Hz/60Hz
- 额定工作电流：5A至1600A
- 工作环境温度：-25℃~50℃
- 抗电强度：铁芯-绕组AC 3000V/50Hz/5mA/ 60S无飞弧击穿（工厂测试）
- 绝缘电阻：DC 1000V 绝缘阻值≥100MΩ
- 电抗器噪音：<65dB(与电抗器水平距离点1米测试)
- 防护等级：IP00
- 绝缘等级：F级/H级
- 产品执行标准：GB19212.1-2008 GB/T1094.6-2011

AC Input Reactor (Choke) 输入交流电抗器

Harmonic solution for the input side of frequency inverter 变频输入端解决方案

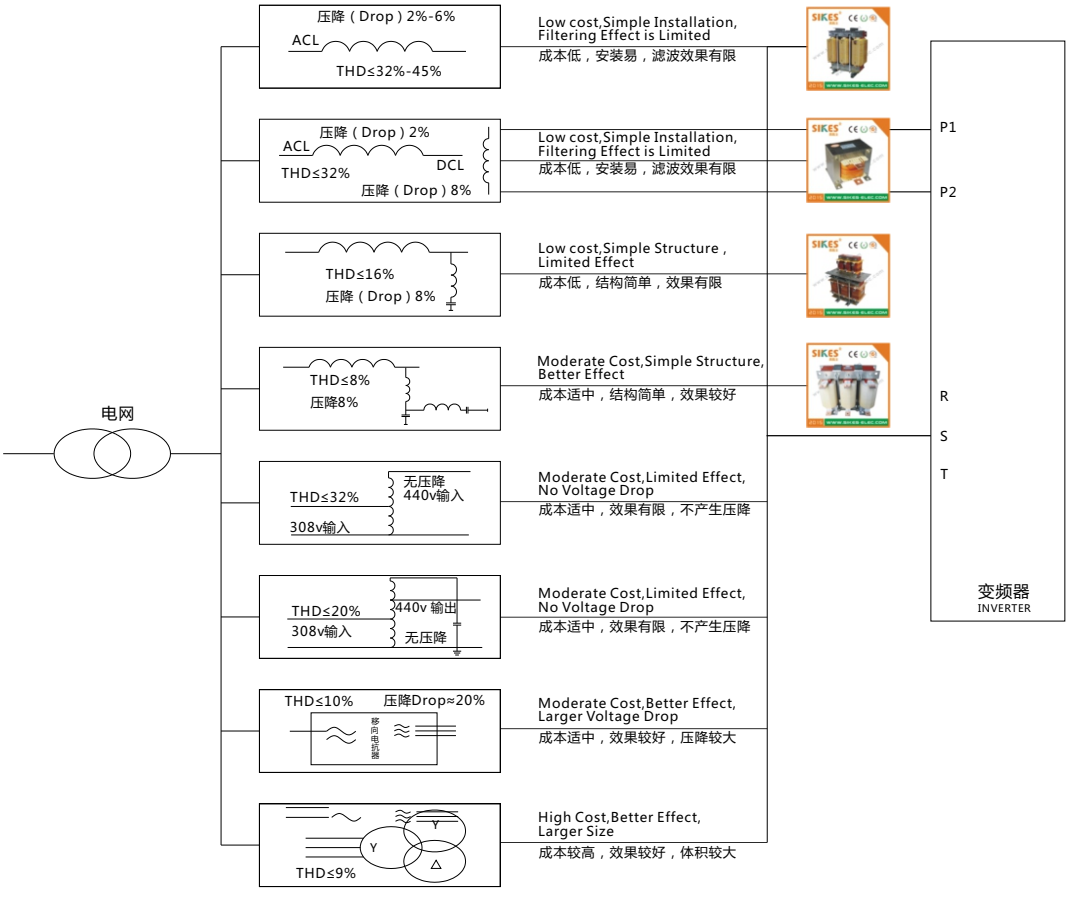

Product Size 产品尺寸图

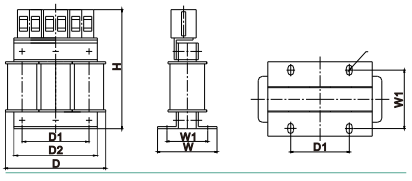

Picture A

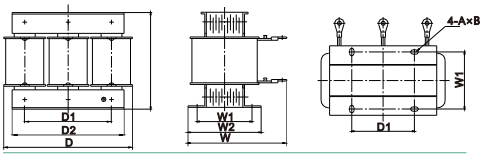

Picture B

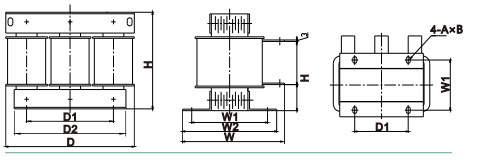

Picture C

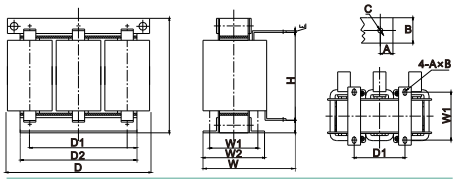

Picture D

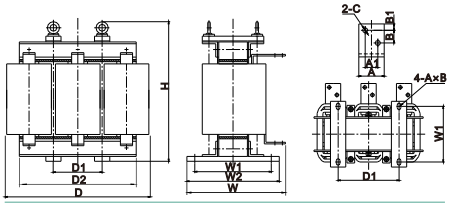

Picture E

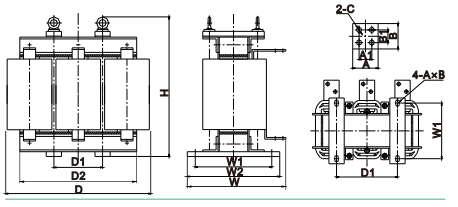

Picture F

380V AC input reactor (2% reacfance rate)selection table 380V输入交流电抗器（2%电抗率）选型表

Reactor Type 电抗器型号	Picture NO. 图号	Power 功率 (KW)	Rated Current 额定电流 (A)	Inductance Value 电感量 (mH)	Reacf -ance rate 电抗率 (%)	Insulation Class 绝缘等级	Weight 重量 (kg)	Dimension 外形尺寸（±5mm）															
								D	D1	D2	W	W1	W2	H	H1	H2	e	A*B	A	A1	B	T	C
SKS-ACL-0005-CL/4	A	1.5	5	/	2%	F	1.7	100	48	80	/	59	79	118	/	/	/	7*12	/	/	/	/	/
SKS-ACL-0007-CL/4		2.2	7	/	2%	F	1.8	100	48	80	/	59	79	118	/	/	/	7*12	/	/	/	/	/
SKS-ACL-0010-CL/4		3.7	10	/	2%	F	1.85	100	48	80	/	59	79	118	/	/	/	7*12	/	/	/	/	/
SKS-ACL-0015-AL/4		5.5	15	/	2%	F	2.5	150	70	120	/	72	92	145	/	/	/	7*12	/	/	/	/	/
SKS-ACL-0020-AL/4		7.5	20	/	2%	F	2.5	150	70	120	/	72	92	145	/	/	/	7*12	/	/	/	/	/
SKS-ACL-0030-AL/4		11	30	/	2%	F	3.5	180	70	145	/	68	90	165	/	/	/	7*12	/	/	/	/	/
SKS-ACL-0040-AL/4		15	40	/	2%	F	5.0	180	70	145	/	81	100	165	/	/	/	7*12	/	/	/	/	/
SKS-ACL-0050-AL/4	B	18.5	50	/	2%	F	6.0	180	70	145	140	81	100	130	64	30	80	7*12	/	/	/	/	/
SKS-ACL-0060-AL/4		22	60	/	2%	F	6.5	180	70	145	140	90	110	135	71	35	85	7*12	/	/	/	/	/
SKS-ACL-0080-AL/4		30	80	/	2%	F	10.0	210	80	170	155	91	110	160	63	35	110	7*12	/	/	/	/	/
SKS-ACL-0090-AL/4		37	90	/	2%	F	10.0	210	80	170	155	91	110	160	63	35	110	7*12	/	/	/	/	/
备注：公差 D:max D1:±1 D2±2 W:max W1:±2 W2:±2 H:max H1:±5 H2:±5 E±10,其余未注公差±0.5mm。																							
SKS-ACL-0120-AL/4	C	45	120	/	2%	F	13.0	240	80	200	150	90	120	210	115	50	90	7*12	30	/	15	3	φ10.5
SKS-ACL-0150-AL/4		55	150	/	2%	F	15.0	240	80	200	150	90	120	210	115	50	90	7*12	30	/	15	3	φ10.5
SKS-ACL-0200-AL/4		75	200	/	2%	F	20.0	240	80	200	180	120	150	210	115	50	105	7*12	30	/	15	3	φ10.5
SKS-ACL-0240-AB/4	D	90	240	/	2%	F	25.0	240	180	200	198	132	162	220	140	40	121	12*20	30	/	15	4	φ11
SKS-ACL-0250-AB/4		110	250	/	2%	F	25.0	240	180	200	198	132	162	220	140	40	121	12*20	30	/	15	4	φ11
SKS-ACL-0290-AB/4		132	290	/	2%	F	31.0	310	225	250	214	123	164	250	150	50	132	12*20	40	/	20	5	φ13
SKS-ACL-0330-AB/4		160	330	/	2%	F	31.0	310	225	250	214	123	164	250	150	50	132	12*20	40	/	20	5	φ13
SKS-ACL-0390-AB/4		185	390	/	2%	F	45.0	310	225	250	215	125	161	285	195	45	123	12*20	40	/	20	5	φ13
SKS-ACL-0490-AB/4		220	490	/	2%	F	45.0	310	225	250	215	125	161	285	195	45	123	12*20	40	/	20	5	φ13
SKS-ACL-0530-AB/4		250	530	/	2%	F	45.0	310	225	250	215	125	161	285	195	45	123	12*20	40	/	20	5	φ13
SKS-ACL-0600-AB/4		280	600	/	2%	F	55.0	310	225	250	224	145	181	305	195	45	133	12*20	40	/	20	8	φ13
SKS-ACL-0660-AB/4		315	660	/	2%	F	55.0	310	225	250	224	145	181	305	195	45	133	12*20	40	/	20	8	φ13
SKS-ACL-0800-AB/4	E	380	800	/	2%	F	85.0	380	130	320	305	230	270	400	215	60	170	φ14	50	25	13	8	2φ11
SKS-ACL-1000-AB/4		450	1000	/	2%	F	85.0	380	130	320	305	230	270	400	215	60	170	φ14	50	25	38	8	2φ11
SKS-ACL-1250-AB/4	F	550	1250	/	2%	F	110.0	380	130	320	305	230	270	490	310	60	170	φ14	50	25	25	10	4φ11
SKS-ACL-1600-AB/4		630	1600	/	2%	F	110.0	380	130	320	305	230	270	490	310	60	170	φ14	50	25	25	10	4φ11

Note/备注：（1）Picture C公差(Tolerance) D:max D1:±1 D2±2 W:max W1:±2 W2:±2 H:max H1:±5 H2:±5 E±10,其余未注公差(others)±0.5mm;
Picture D公差(Tolerance) D:max D1:±1 D2±2 W:max W1:±2 W2:±2 H:max H1:±5 H2:±5 E±10,其余未注公差(others)±0.5mm。
（2）Can be customized. 以上型号为我司标准品，其它规格可以根据客户要求定制。
（3）Class H Can be customized. H级产品可以根据客户要求定制。

380V AC Input Reactor (4% reacfance rate)selection table reference:690V AC Input reactor(2% voltage drop)selection table 380V输入交流电抗器（4%压降）选型表 请参考：690V输入交流电抗器（2%压降）选型表

AC Input Reactor (Choke) 输入交流电抗器

Product Size 产品尺寸图

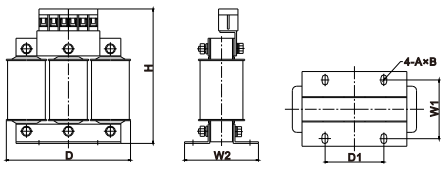

Picture A

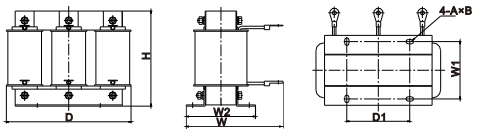

Picture B

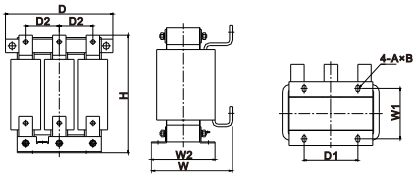

Picture C

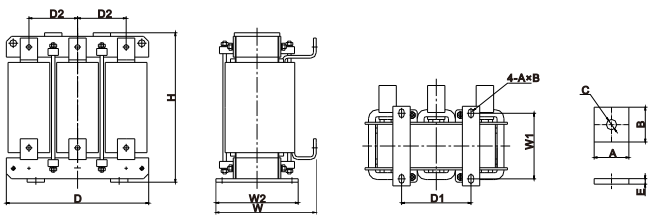

Picture D

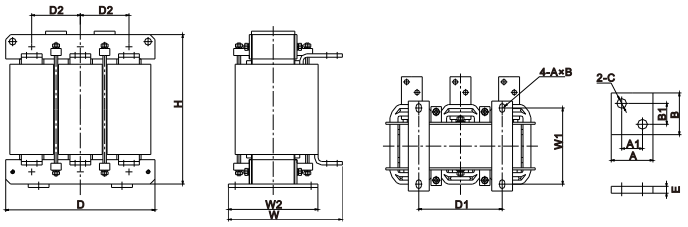

Picture E

690V AC input reactor (2% reacfance rate)selection table 690V输入交流电抗器（2%电抗率）选型表

Reactor Type 电抗器型号	Picture NO. 图号	Power 功率 (KW)	Rated Current 额定电流 (A)	Inductance Value 电感量 (mH)	Reacfance rate 电抗率 (%)	Insulation Class 绝缘等级	Weight 重量 (KG)	Dimension 外形尺寸 (±5mm)																
								D	D1	D2	W	W1	W2	H	H1	H2	e	A*B	A	A1	B	B1	C
SKS-ACL-0015-AL/6	A	15	15	/	2%	F	5.5	150	70	/	/	81	101	160	/	/	/	4-7*12	/	/	/	/	/
SKS-ACL-0025-AL/6	B	22	25	/	2%	F	7	210	80	/	136	72	92	160	/	/	/	4-7*12	/	/	/	/	/
SKS-ACL-0035-AL/6		37	35	/	2%	F	9	210	80	/	155	90	110	160	/	/	/	4-7*12	/	/	/	/	/
SKS-ACL-0055-AL/6		45	55	/	2%	F	10.5	210	80	/	155	90	110	160	/	/	/	4-7*12	/	/	/	/	/
SKS-ACL-0070-AL/6		55	70	/	2%	F	16.5	210	80	/	180	110	130	160	/	/	/	4-7*12	/	/	/	/	/
SKS-ACL-0090-AB/6	C	75	90	/	2%	F	21	270	120	80	173	105	145	230	/	/	4	4-10*16	30	/	15	/	φ11
SKS-ACL-0125-AB/6		90	125	/	2%	F	23.5	270	120	80	183	125	155	230	/	/	4	4-10*16	30	/	15	/	φ11
SKS-ACL-0160-AB/6		110/132	160	/	2%	F	27	270	120	80	190	130	160	260	/	/	4	4-10*16	30	/	15	/	φ11
SKS-ACL-0200-AB/6		160	200	/	2%	F	30	320	160	100	180	110	150	280	/	/	4	4-12*20	40	/	20	/	φ13
SKS-ACL-0250-AB/6		220	250	/	2%	F	35	320	160	100	218	125	165	280	/	/	4	4-12*20	40	/	20	/	φ13
SKS-ACL-0300-AB/6		250	300	/	2%	F	41	320	160	100	230	140	180	280	/	/	6	4-12*20	40	/	20	/	φ13
SKS-ACL-0400-AB/6		315/355	400	/	2%	F	47	320	160	100	245	150	190	310	/	/	8	4-12*20	40	/	20	/	φ13
SKS-ACL-0500-AB/6		450	500	/	2%	F	53	320	160	100	245	150	190	350	/	/	10	4-12*20	40	/	20	/	φ13
SKS-ACL-0650-AB/6	D	500/560	650	/	2%	F	60	390	220	130	260	160	200	390	/	/	8	4-14*24	50	/	25	/	φ13
SKS-ACL-0800-AB/6		630/750	800	/	2%	F	80	390	220	130	275	170	210	440	/	/	10	4-14*24	50	/	25	/	φ13
SKS-ACL-0950-AB/6	E	800	950	/	2%	F	89	390	220	130	325	210	250	390	/	/	10	4-14*24	60	30	30	15	φ13
SKS-ACL-1200-AB/6		900/1000	1200	/	2%	F	100	390	220	130	335	210	250	440	/	/	12	4-14*24	60	30	30	15	φ13

Note/备注：（1）Detailed information please consult factory. 以上尺寸均有公差，选型时请联系我司业务。
（2）The leading-out terminals of this product are Copper clad aluminum terminals or Aluminum terminals. 此款产品引出排为覆铜铝排或铝排。
（3）Can be customized. 以上型号为我司标准品，其它规格可以根据客户要求定制。

690V AC input reactor (3% reacfance rate)selection table reference:1140V AC input reactor(2% reacfance rate)selection table
690V输入交流电抗器（3%压降）选型表 请参考：1140V输入交流电抗器（2%压降）选型表

Product Size 产品尺寸图

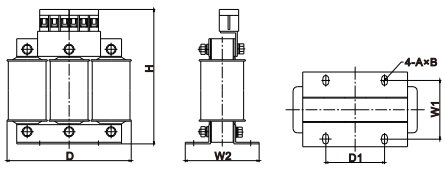

Picture A

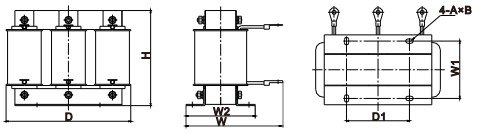

Picture B

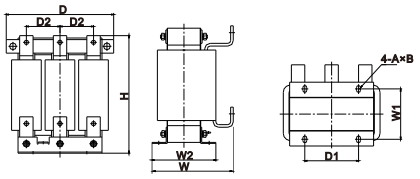

Picture C

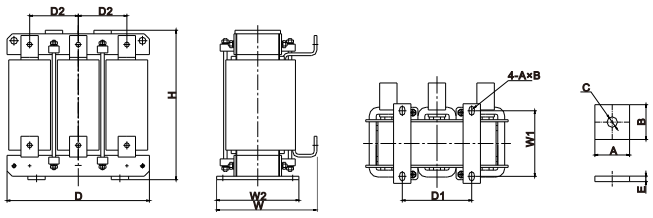

Picture D

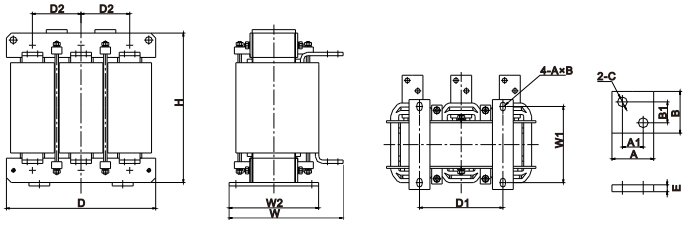

Picture E

1140V AC input reactor (2% reacfance rate)selection table 1140V输入交流电抗器（2%电抗率）选型表

Reactor Type 电抗器型号	Picture NO. 图号	Power 功率 (KW)	Rated Current 额定电流 (A)	Inductanc Value 电感量 (mH)	Reacfance 电抗率 (%)	Insulation Class 绝缘等级	Weight 重量 (kg)	Dimension 外形尺寸 (±5mm)																	
								D	D1	D2	W	W1	W2	H	H1	H2	e	A*B	A	A1	B	T	C
SKS-ACL-0025-AL/11	A	37	25	/	2%	F	/	210	80	/	155	90	110	160	/	/	/	4-7*12	/	/	/	/	/
SKS-ACL-0030-AL/11		45	30	/	2%	F	/	210	80	/	155	90	110	160	/	/	/	4-7*12	/	/	/	/	/
SKS-ACL-0035-AL/11		55	35	/	2%	F	/	210	80	/	180	110	130	160	/	/	/	4-7*12	/	/	/	/	/
SKS-ACL-0055-AB/11		75	55	/	2%	F	/	240	100	/	175	100	130	210	/	/	/	4-9*16	/	/	/	/	/
SKS-ACL-0065-AB/11	B	90	65	/	2%	F	/	270	120	80	190	120	160	230	/	/	4	4-10*16	30	/	15	/	φ11
SKS-ACL-0080-AB/11		110	80	/	2%	F	/	270	120	80	190	120	160	230	/	/	4	4-10*16	30	/	15	/	φ11
SKS-ACL-0090-AB/11		132	90	/	2%	F	/	270	120	80	190	120	160	260	/	/	4	4-10*16	30	/	15	/	φ11
SKS-ACL-0120-AB/11		160	120	/	2%	F	/	270	120	80	190	120	160	290	/	/	4	4-10*16	30	/	15	/	φ11
SKS-ACL-0150-AB/11		200	150	/	2%	F	/	320	160	100	210	120	160	280	/	/	4	4-12*20	40	/	20	/	φ13
SKS-ACL-0200-AB/11		250	200	/	2%	F	/	320	160	100	228	135	175	310	/	/	4	4-12*20	40	/	20	/	φ13
SKS-ACL-0230-AB/11		315	230	/	2%	F	/	320	160	100	260	160	200	390	/	/	4	4-12*20	40	/	20	/	φ13
SKS-ACL-0260-AB/11		400	260	/	2%	F	/	320	160	100	240	150	190	350	/	/	5	4-12*20	40	/	20	/	φ13
SKS-ACL-0300-AB/11		450	300	/	2%	F	/	320	160	100	240	150	190	350	/	/	5	4-12*20	40	/	20	/	φ13
SKS-ACL-0350-AB/11	C	500	350	/	2%	F	/	390	220	130	260	160	200	350	/	/	6	4-14*24	50	/	25	/	φ13
SKS-ACL-0420-AB/11		630	420	/	2%	F	/	390	220	130	260	160	200	390	/	/	6	4-14*24	50	/	25	/	φ13
SKS-ACL-0500-AB/11		710	500	/	2%	F	/	390	220	130	290	190	230	390	/	/	8	4-14*24	50	/	25	/	φ13
SKS-ACL-0570-AB/11		800	570	/	2%	F	/	390	220	130	300	200	240	390	/	/	8	4-14*24	50	/	25	/	φ13
SKS-ACL-0660-AB/11		1000	660	/	2%	F	/	390	220	130	300	200	240	440	/	/	10	4-14*24	50	/	25	/	φ13
SKS-ACL-0800-AB/11	D	1200	800	/	2%	F	/	420	240	140	370	220	260	460	/	/	10	4-14*24	60	30	30	15	φ13

Note/备注：（1）Picture C公差(Tolerance)D:max D1:±1 D2±2 W:max W1:±2 W2:±2 H:max 其余未注公差(others)±0.5mm；
Picture D公差(Tolerance)D:max D1:±1 D2±2 W:max W1:±2 W2:±2 H:max 其余未注公差(others)±0.5mm。
（2）Can be customized. 以上型号为我司标准品，其它规格可以根据客户要求定制。
（3）Class H can be customized. H级产品可以根据客户要求定制。
（4）The leading-out terminals of this product are Copper clad aluminum terminals or Aluminum terminals. 此款产品引出排为覆铜铝排或铝排。

AC Output Reactor(Choke) 输出交流电抗器

Product Profile 产品简述

Smoothing circuit,efficient from IGBT motor drives,so as to extending service life of electric motors.Reduce motor noise and eddy loss.Reduce the leakage current resulted from the output of high harmonic.Protect the electronic power switch within the inverters.

用于平滑滤波，降低瞬变电压**dv/dt**,延长电机寿命。可以降低电机噪音，减低涡流损耗。降低输出高次谐波造成的漏电流，保护变频器内部的功率开关器件。

Product Features 产品特点

Selection of silicon steel,ferrite magnetic material of amorphous core according to the frequency of application ;Excellent property due to foll winding structure,small DC resistance ,strong resistance ,strong resistance to electromagnetic force,good overload ability in short time ; Fclass insulation materials are used ,which ensure products maintain reliable performance in harsh working conditions; Designed with low magnetic flux density ,the reactor is of high linearit, powerful overload capacity .Moreover,combined with VPI process,the reactor noise is low.

电抗器可以根据客户使用频率的高低合理选取磁性材料（硅钢片，铁氧体，非晶铁心，磁粉芯）；采用了高性能的箔式绕组结构，具有直流电阻小，抗电磁力能力强，短时间过载能力强；采用高性能的**F**级以上的复合绝缘材料，使产品在严酷的工作条件下依然可以保持可靠的性能；电抗器设计磁通密度低、线性度好、过载能力强，配合真空压力浸渍工艺，电抗器噪音小。

Product Parameters

- **Rated Operating Power:380V/690V/1140V 50Hz/60Hz**
- **Current Range:5A to 1600A**
- **Operation Ambient Termpreature:-25℃~50℃**
- **Dielectric Strength:Core-Winding,AC3000V/50Hz/5mA/in 60s free of damage(test in factory)**
- **Insulation Resistance:Core-Winding,DC 1000V,Resistance >100M ohm**
- **Reactor's noise:than 80dB(to be measured at the point 1 meter away from the reactor horizontally)**
- **Protection class:IP00**
- **Insulation class:Above F**
- **Standard:GB19212.1-2008 GB/T1094.6-2011**

产品参数

- 额定工作电压：380V/690V//1140V 50Hz/60Hz
- 额定工作电流：5A至1600A
- 工作环境温度：-25℃~50℃
- 抗电强度：铁芯-绕组AC 3000V/50Hz/5mA/60S无飞弧击穿（工厂测试）
- 绝缘电阻：DC 1000V绝缘阻值≥100MΩ
- 电抗器噪音：<80dB(与电抗器水平距离点1米测试)
- 防护等级：IP00
- 绝缘等级：F级以上
- 产品执行标准：GB19212.1-2008 GB/T1094.6-2011

Harmonic solution for the output side of frequency inverter 变频输出端解决方案

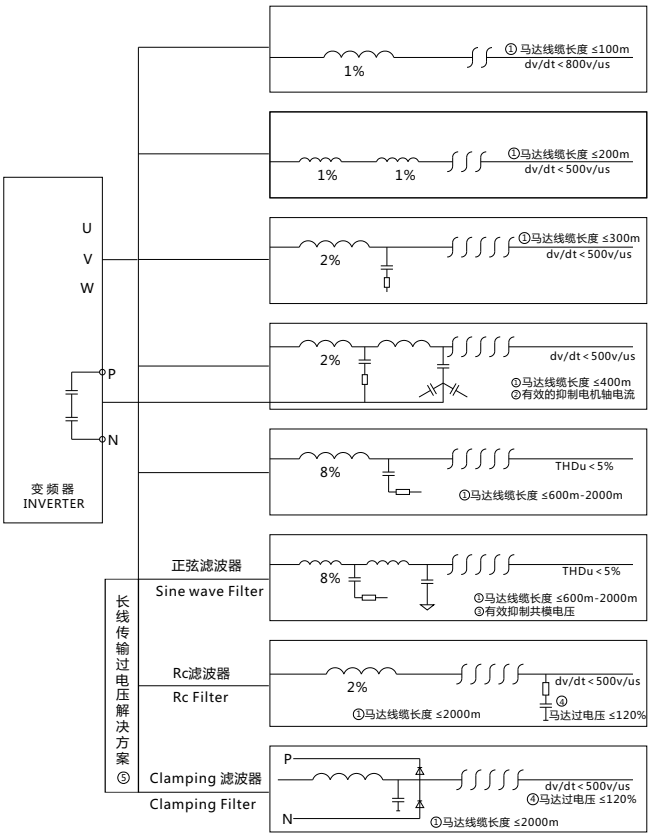

① The Length of motor Cable 马达线缆长度
② Effectively Restrain the Curent of the Moto Shaft 有效的抑制电机轴电流
③ Effectively Restrain the Common-mode Voltage 有效抑制共模电压
④ Overvoltage of the Motor 马达过电压
⑤ Solution for Overvoltage of Long-term Transmission 长线传输过电压解决方案

Product Size 产品尺寸图

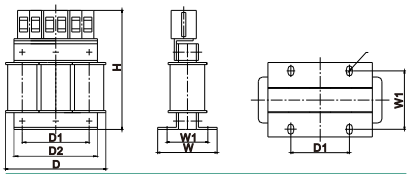

Picture A

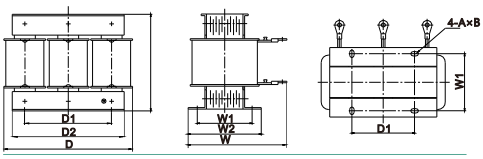

Picture B

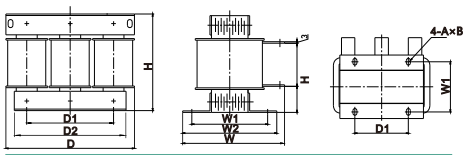

Picture C

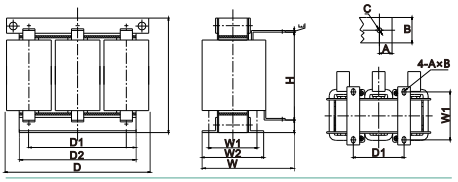

Picture D

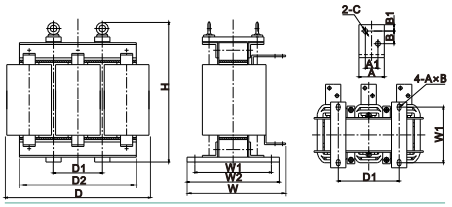

Picture E

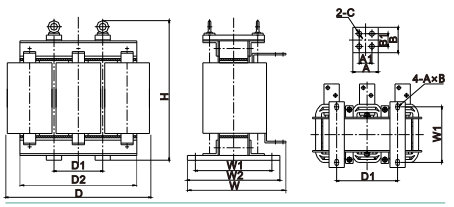

Picture F

AC Output Reactor(Choke) 输出交流电抗器

380V AC output reactor (1% reacfance rate)selection table 380V输出交流电抗器(1%电抗率)选型表

Reactor Type 电抗器型号	Picture NO. 图号	Power 功率 (KW)	Rated Current 额定电流 (A)	Inductance Value 电感量 (mH)	Reacfance Rate 电抗率 (%)	Insulation Class 绝缘等级	Weight 重量 (kg)	Dimension 外形尺寸 (±5mm)															
								D	D1	D2	W	W1	W2	H	H1	H2	e	A*B	A	A1	B	T	C
SKS-OCL-0005-CL/4	A	1.5	5	/	1%	F	1.7	100	48	80	/	59	79	118	/	/	/	7*12	/	/	/	/	/
SKS-OCL-0007-CL/4		2.2	7	/	1%	F	1.8	100	48	80	/	59	79	118	/	/	/	7*12	/	/	/	/	/
SKS-OCL-0010-CL/4		3.7	10	/	1%	F	1.85	100	48	80	/	59	79	118	/	/	/	7*12	/	/	/	/	/
SKS-OCL-0015-AL/4		5.5	15	/	1%	F	2.5	150	70	120	/	72	92	145	/	/	/	7*12	/	/	/	/	/
SKS-OCL-0020-AL/4		7.5	20	/	1%	F	2.5	150	70	120	/	72	92	145	/	/	/	7*12	/	/	/	/	/
SKS-OCL-0030-AL/4		11	30	/	1%	F	3.5	180	70	145	/	68	90	165	/	/	/	7*12	/	/	/	/	/
SKS-OCL-0040-AL/4		15	40	/	1%	F	5.0	180	70	145	/	81	100	165	/	/	/	7*12	/	/	/	/	/
SKS-OCL-0050-AL/4	B	18.5	50	/	1%	F	6.0	180	70	145	140	81	100	130	64	30	80	7*12	/	/	/	/	/
SKS-OCL-0060-AL/4		22	60	/	1%	F	6.5	180	70	145	140	90	110	135	71	35	85	7*12	/	/	/	/	/
SKS-OCL-0080-AL/4		30	80	/	1%	F	10.0	210	80	170	155	91	110	160	63	35	110	7*12	/	/	/	/	/
SKS-OCL-0090-AL/4		37	90	/	1%	F	10.0	210	80	170	155	91	110	160	63	35	110	7*12	/	/	/	/	/
备注：公差 D:max D1:±1 D2±2 W:max W1:±2 W2:±2 H:max H1:±5 H2:±5 E±10,其余未注公差±0.5mm。																							
SKS-OCL-0120-AL/4	C	45	120	/	1%	F	13.0	240	80	200	150	90	120	210	115	50	90	7*12	30	/	15	3	φ10.5
SKS-OCL-0150-AL/4		55	150	/	1%	F	15.0	240	80	200	150	90	120	210	115	50	90	7*12	30	/	15	3	φ10.5
SKS-OCL-0200-AL/4		75	200	/	1%	F	20.0	240	80	200	180	120	150	210	115	50	105	7*12	30	/	15	3	φ10.5
SKS-OCL-0240-AB/4	D	90	240	/	1%	F	25.0	240	180	200	198	132	162	220	140	40	121	12*20	30	/	15	4	φ11
SKS-OCL-0250-AB/4		110	250	/	1%	F	25.0	240	180	200	198	132	162	220	140	40	121	12*20	30	/	15	4	φ11
SKS-OCL-0290-AB/4		132	290	/	1%	F	31.0	310	215	250	215	123	164	250	150	50	132	12*20	40	/	20	5	φ13
SKS-OCL-0330-AB/4		160	330	/	1%	F	31.0	310	215	250	215	123	164	250	150	50	132	12*20	40	/	20	5	φ13
SKS-OCL-0390-AB/4		185	390	/	1%	F	40.0	310	215	250	215	125	161	275	140	55	128	12*20	40	/	20	5	φ13
SKS-OCL-0490-AB/4		220	490	/	1%	F	40.0	310	215	250	215	125	161	275	140	55	128	12*20	40	/	20	5	φ13
SKS-OCL-0530-AB/4		250	530	/	1%	F	40.0	310	215	250	215	125	161	275	140	55	128	12*20	40	/	20	5	φ13
SKS-OCL-0600-AB/4		280	600	/	1%	F	50.0	310	215	250	224	145	181	275	160	45	133	12*20	40	/	20	8	φ13
SKS-OCL-0660-AB/4		315	660	/	1%	F	50.0	310	215	250	224	145	181	275	160	45	133	12*20	40	/	20	8	φ13
SKS-OCL-0800-AB/4	E	380	800	/	1%	F	65.0	360	130	320	258	185	215	400	215	60	150	φ14	50	25	12.5	8	2φ11
SKS-OCL-1000-AB/4		450	1000	/	1%	F	65.0	360	130	320	258	185	215	400	215	60	150	φ14	50	25	12.5	8	2φ11
SKS-OCL-1250-AB/4	F	550	1250	/	1%	F	75.0	360	130	320	262	185	215	480	310	60	155	φ14	50	25	25	10	4φ11
SKS-OCL-1600-AB/4		630	1600	/	1%	F	75.0	360	130	320	262	185	215	480	310	60	155	φ14	50	25	25	10	4φ11

Note/备注：（1）Picture C公差(Tolerance) D:max D1:±1 D2±2 W:max W1:±2 W2:±2 H:max H1:±5 H2:±5 E±10,其余未注公差(others)±0.5mm；
Picture D公差(Tolerance) D:max D1:±1 D2±2 W:max W1:±2 W2:±2 H:max H1:±5 H2:±5 E±10,其余未注公差(others)±0.5mm。
（2）Can be customized. 以上型号为我司标准品，其它规格可以根据客户要求定制。
（3）Class H can be customized. H级产品可以根据客户要求定制。

380V AC output reactor (2% reacfance rate)selection table reference:690V output AC reactor(1% reacfance rate)selection table 380V输出交流电抗器(2%电抗率)选型表 请参考：690V输出交流电抗器（1%电抗率）选型表

380V AC output reactor (3% reacfance rate)selection table reference:1140V output AC reactor(1% reacfance rate)selection table 380V输出交流电抗器(3%电抗率)选型表 请参考：1140V输出交流电抗器（1%电抗率）选型表

380V AC output reactor (4% reacfance rate)selection table reference:690V output AC reactor(2% reacfance rate)selection table 380V输出交流电抗器(4%电抗率)选型表 请参考：690V输出交流电抗器（2%电抗率）选型表

Product Size 产品尺寸图

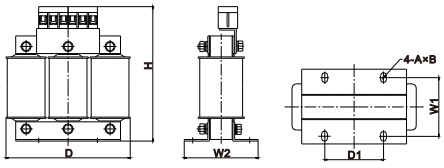

Picture A

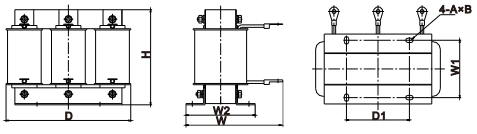

Picture B

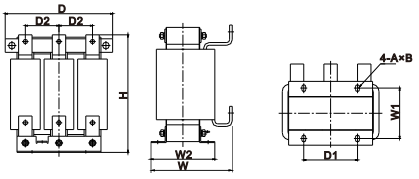

Picture C

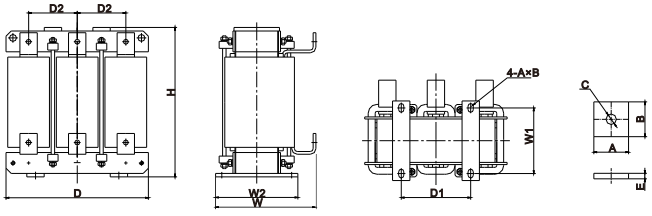

Picture D

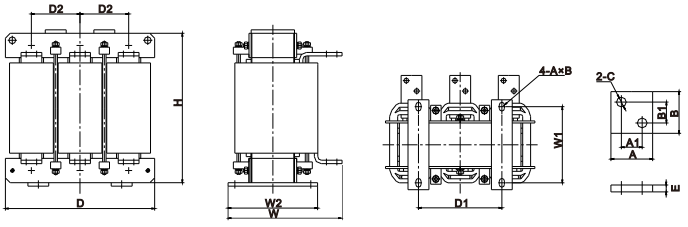

Picture E

690V AC output reactor (1% reacfance rate)selection table 690V输出交流电抗器(1%电抗率)选型表

Reactor Type 电抗器型号	Picture NO. 图号	Power 功率 (KW)	Rated Current 额定电流 (A)	Inductance Value 电感量 (mH)	Reacfance Rate 电抗率 (%)	Insulation Class 绝缘等级	Weight 重量 (KG)	Dimension 外形尺寸 (±5mm)																
								D	D1	D2	W	W1	W2	H	H1	H2	e	A*B	A	A1	B	B1	C
SKS-OCL-0015-AL/6	A	15	15	/	1%	F	/	150	70	/	/	68	88	160	/	/	/	4-7*12	/	/	/	/	/
SKS-OCL-0025-AL/6		22	25	/	1%	F	/	150	70	/	/	81	101	160	/	/	/	4-7*12	/	/	/	/	/
SKS-OCL-0035-AL/6		37	35	/	1%	F	/	150	70	/	/	90	110	170	/	/	/	4-7*12	/	/	/	/	/
SKS-OCL-0055-AL/6	B	45	55	/	1%	F	/	210	80	/	136	72	92	160	/	/	/	4-7*12	/	/	/	/	/
SKS-OCL-0070-AB/6		55	70	/	1%	F	/	210	80	/	155	90	110	160	/	/	/	4-7*12	/	/	/	/	/
SKS-OCL-0090-AB/6	C	75	90	/	1%	F	/	270	120	80	153	95	125	230	/	/	4	4-10*16	30	/	/	/	φ11
SKS-OCL-0125-AB/6		90	125	/	1%	F	/	270	120	80	163	105	135	230	/	/	4	4-10*16	30	/	/	/	φ11
SKS-OCL-0160-AB/6		110/132	160	/	1%	F	/	270	120	80	180	120	150	230	/	/	4	4-10*16	30	/	/	/	φ11
SKS-OCL-0200-AB/6		160	200	/	1%	F	/	320	160	100	180	110	150	250	/	/	4	4-12*20	40	/	/	/	φ13
SKS-OCL-0250-AB/6		220	250	/	1%	F	/	320	160	100	235	110	150	250	/	/	4	4-12*20	40	/	/	/	φ13
SKS-OCL-0300-AB/6		250	300	/	1%	F	/	320	160	100	220	130	170	250	/	/	6	4-12*20	40	/	/	/	φ13
SKS-OCL-0400-AB/6		315/355	400	/	1%	F	/	320	160	100	225	130	170	280	/	/	8	4-12*20	40	/	/	/	φ13
SKS-OCL-0500-AB/6		450	500	/	1%	F	/	320	160	100	235	140	180	310	/	/	10	4-12*20	40	/	/	/	φ13
SKS-OCL-0650-AB/6	D	500/560	650	/	1%	F	/	390	220	130	260	160	200	350	/	/	10	4-14*24	50	/	/	/	φ13
SKS-OCL-0800-AB/6		630/750	800	/	1%	F	/	390	220	130	250	150	190	390	/	/	10	4-14*24	50	/	/	/	φ13
SKS-OCL-0950-AB/6	E	800	950	/	1%	F	/	390	220	130	305	190	230	350	/	/	10	4-14*24	60	30	30	15	φ13
SKS-OCL-1200-AB/6		900/1000	1200	/	1%	F	/	390	220	130	315	190	230	390	/	/	12	4-14*24	60	30	30	15	φ13

Note/备注：（1）Picture C公差(Tolerance) D:max D1:±1 D2±2 W:max W1:±2 W2:±2 H:max H1:±5 H2:±5 E±10,其余未注公差(others)±0.5mm；
Picture D公差(Tolerance) D:max D1:±1 D2±2 W:max W1:±2 W2:±2 H:max H1:±5 H2:±5 E±10,其余未注公差(others)±0.5mm。
（2）Can be customized. 以上型号为我司标准品，其它规格可以根据客户要求定制。
（3）Class H can be customized. H级产品可以根据客户要求定制。
（4）The leading-out terminals of this product are Copper clad aluminum terminals or Aluminum terminals. 此款产品引出排为覆铜铝排或铝排。

AC Output Reactor(Choke) 输出交流电抗器

690V AC output reactor (2% reacfance rate)selection table 690V输出交流电抗器(2%电抗率)选型表

Reactor Type 电抗器型号	Picture NO. 图号	Power 功率 (kw)	Rated Current 额定电流 (A)	Inductance Value 电感量 (mH)	Reacfance Rate 压降 (%)	Insulation Class 绝缘等级	Weight 重量 (kg)	Dimension 外形尺寸 (±5mm)															
								D	D1	D2	W	W1	W2	H	H1	H2	e	A*B	A	A1	B	B1	C
SKS-OCL-0015-AL/6	A	15	15	/	2%	F	/	195	120	/	140	72	92	165	/	/	/	8.5*20	/	/	/	/	/
SKS-OCL-0025-AL/6		22	25	/	2%	F	/	195	120	/	160	92	112	165	/	/	/	8.5*20	/	/	/	/	/
SKS-OCL-0035-AL/6		37	35	/	2%	F	/	195	120	/	175	102	122	150	/	/	/	8.5*20	/	/	/	/	/
SKS-OCL-0055-AL/6		45	55	/	2%	F	/	195	120	/	185	112	132	195	/	/	/	8.5*20	/	/	/	/	/
SKS-OCL-0070-AB/6	B	55	70	/	2%	F	/	250	182	81	190	103	129	195	/	/	5	11*18	25	/	13	/	11
SKS-OCL-0090-AB/6		75	90	/	2%	F	/	290	214	95	200	107	133	250	/	/	5	11*18	25	/	13	/	11
SKS-OCL-0125-AB/6		90	125	/	2%	F	/	290	214	95	210	122	148	250	/	/	5	11*18	25	/	13	/	11
SKS-OCL-0160-AB/6		110/132	160	/	2%	F	/	290	214	95	220	132	158	250	/	/	5	11*18	25	/	13	/	11
SKS-OCL-0200-AB/6		160	200	/	2%	F	/	320	243	106.5	210	124	154	280	/	/	5	12*20	30	/	13	/	11
SKS-OCL-0250-AB/6		220	250	/	2%	F	/	320	243	106.5	230	139	169	280	/	/	6	12*20	40	/	20	/	14
SKS-OCL-0300-AB/6		250	300	/	2%	F	/	320	243	106.5	235	149	179	280	/	/	6	12*20	40	/	20	/	14
SKS-OCL-0400-AB/6		315/355	400	/	2%	F	/	320	243	106.5	260	174	204	280	/	/	6	12*20	40	/	20	/	14
SKS-OCL-0500-AB/6		450	500	/	2%	F	/	395	225	130	295	175	225	350	/	/	8	15*25	50	/	20	/	14
SKS-OCL-0650-AB/6	C	500/560	650	/	2%	F	/	395	225	130	320	200	250	350	/	/	8	15*25	50	/	20	/	14
SKS-OCL-0800-AB/6		630/750	800	/	2%	F	/	480	275	160	325	175	225	430	/	/	10	15*25	50	/	20	/	14
SKS-OCL-0950-AB/6	D	800	950	/	2%	F	/	480	275	160	325	175	225	470	/	/	10	15*25	60	26	26	17	14
SKS-OCL-1200-AB/6		900/1000	1200	/	2%	F	/	480	275	160	350	200	250	470	/	/	10	15*25	60	26	26	17	14

Note/备注：（1）Picture C公差(Tolerance) D:max D1:±1 D2±2 W:max W1:±2 W2:±2 H:max H1:±5 H2:±5 E±10,其余未注公差(others)±0.5mm；
Picture D公差(Tolerance) D:max D1:±1 D2±2 W:max W1:±2 W2:±2 H:max H1:±5 H2:±5 E±10,其余未注公差(others)±0.5mm。
（2）Can be customized. 以上型号为我司标准品，其它规格可以根据客户要求定制。
（3）Class H can be customized. H级产品可以根据客户要求定制。
（4）The leading-out terminals of this product are Copper clad aluminum terminals or Aluminum terminals. 此款产品引出排为覆铜铝排或铝排。

1140V AC output reactor (1% reacfance rate)selection table 1140V输出交流电抗器(1%电抗率)选型表

Reactor Type 电抗器型号	Picture NO. 图号	Power 功率 (kw)	Rated Current 额定电流 (A)	Inductance Value 电感量 (mH)	Reacfance Rate 压降 (%)	Insulation Class 绝缘等级	Weight 重量 (kg)	Dimension 外形尺寸 (±5mm)															
								D	D1	D2	W	W1	W2	H	H1	H2	e	A*B	A	A1	B	B1	C
SKS-OCL-0025-AL/11	A	37	25	/	1%	F	/	210	80	/	136	72	92	160	/	/	/	4-7*12	/	/	/	/	/
SKS-OCL-0030-AL/11		45	30	/	1%	F	/	210	80	/	136	72	92	160	/	/	/	4-7*12	/	/	/	/	/
SKS-OCL-0040-AL/11		55	40	/	1%	F	/	210	80	/	155	90	110	160	/	/	/	4-7*12	/	/	/	/	/
SKS-OCL-0055-AL/11		75	55	/	1%	F	/	210	80	/	180	110	130	160	/	/	/	4-7*12	/	/	/	/	/
SKS-OCL-0065-AL/11		90	65	/	1%	F	/	240	100	/	175	100	130	210	/	/	/	4-9*16	/	/	/	/	/
SKS-OCL-0080-AB/11	B	110	80	/	1%	F	/	270	120	80	180	110	150	230	/	/	4	4-10*16	30	/	/	/	φ11
SKS-OCL-0090-AB/11		132	90	/	1%	F	/	270	120	80	180	110	150	230	/	/	4	4-10*16	30	/	/	/	φ11
SKS-OCL-0120-AB/11		160	120	/	1%	F	/	270	120	80	175	100	140	290	/	/	4	4-10*16	30	/	/	/	φ11
SKS-OCL-0130-AB/11		185	130	/	1%	F	/	250	182	81	220	128	154	250	/	/	5	11*18	25	/	/	/	φ11
SKS-OCL-0150-AB/11		200	150	/	1%	F	/	320	160	100	210	120	160	250	/	/	4	4-12*20	40	/	/	/	φ13
SKS-OCL-0200-AB/11		250	200	/	1%	F	/	320	160	100	213	125	165	250	/	/	4	4-12*20	40	/	/	/	φ13
SKS-OCL-0230-AB/11		315	230	/	1%	F	/	320	160	100	220	130	170	280	/	/	4	4-12*20	40	/	/	/	φ13
SKS-OCL-0300-AB/11		450	300	/	1%	F	/	320	160	100	220	130	170	310	/	/	5	4-12*20	40	/	/	/	φ13
SKS-OCL-0350-AB/11		500	350	/	1%	F	/	320	160	100	220	130	170	310	/	/	5	4-12*20	40	/	/	/	φ13
SKS-OCL-0420-AB/11	C	630	420	/	1%	F	/	390	220	130	255	150	190	350	/	/	6	4-14*24	50	/	/	/	φ13
SKS-OCL-0500-AB/11		710	500	/	1%	F	/	390	220	130	275	170	210	350	/	/	8	4-14*24	50	/	/	/	φ13
SKS-OCL-0570-AB/11		800	570	/	1%	F	/	390	220	130	280	180	220	350	/	/	8	4-14*24	50	/	/	/	φ13
SKS-OCL-0660-AB/11		1000	60	/	1%	F	/	390	220	130	280	180	220	390	/	/	10	4-14*24	50	/	/	/	φ13
SKS-OCL-0800-AB/11	D	1200	800	/	1%	F	/	420	240	140	305	190	230	410			10	4-14*24	60	30	30	15	φ13

Note/备注：（1）Picture C公差(Tolerance) D:max D1:±1 D2±2 W:max W1:±2 W2:±2 H:max H1:±5 H2:±5 E±10,其余未注公差(others)±0.5mm；
Picture D公差(Tolerance) D:max D1:±1 D2±2 W:max W1:±2 W2:±2 H:max H1:±5 H2:±5 E±10,其余未注公差(others)±0.5mm。
（2）Can be customized. 以上型号为我司标准品，其它规格可以根据客户要求定制。
（3）Class H can be customized. H级产品可以根据客户要求定制。
（4）The leading-out terminals of this product are Copper clad aluminum terminals or Aluminum terminals. 此款产品引出排为覆铜铝排或铝排。

Explosion-Proof Reactor(Choke) 防爆电抗器

Product Profile 产品简述

Explosion-Proof Reactor is for mining environment .Due to the bad working condition.High reliability and safty is very necessary .Taken full consideration of the Special mining circumstance,the reactor should be strong in structural strength and high in insulation.with low temperature rise and little leakage current; Improve the input current waveform and balance degree; Restrain high harmonic ,limit operating impulse ; Improve system power factor.

使用在矿山设备中。由于使用环境恶劣，设备要求可靠性高，安全等级高。电热器在设计时充分考虑矿山设备特殊的要求，保证电抗器结构强度高，绝缘好，温升低，漏电流小，充分保证其安全等级。可改善输入电流波形和平衡度；抑制高次谐波，限制合闸涌流；提高系统功率因数。

Product Features 产品特点

This type of reactor use the South Korean magnetic power ,which have low core loss,suitable for high frequency ,strong overload demand .The magnetic powder density is low and the weight is light; Low current density bring low loss and temperature rise; VPI process make immersion oil fully,thicker oil film,low noise and good corrosion resistance,good corrosion resistance resistance as well as moisture proof performance; The coil insulation is class H,greatly improving the reliability of the long-term operation; Compact structure ,easy installation,stable performance and strong anti-short circuit ability ; Temperature rise less than 70K ,noise less than 75dbB; Good insulation performance,small leakage currents.

电抗器采用优质冷轧取向硅钢片，损耗低，高频特性好；设计磁通密度低，线性度好，过载能力强。绕组电密取值低，降低了绕组的损耗，从而使温升降低，电抗器浸渍工艺采用真空压力浸渍，浸油充分，油膜厚，电抗器噪音低，耐腐蚀性高，防潮性能强。线圈采用H级绝缘，大大提高了长期运行的可靠性。体积小，安装方便，性能稳定，抗短路能力强。设计温升小于70K,噪音小于75dB.绝缘性能好，泄露电流小。设计参考标准GB/T 14093.7-2009。

Product Size 产品尺寸图

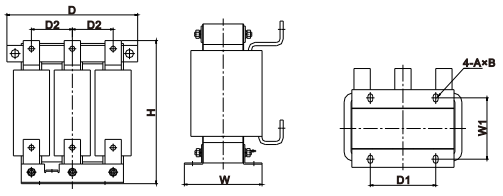

Picture A

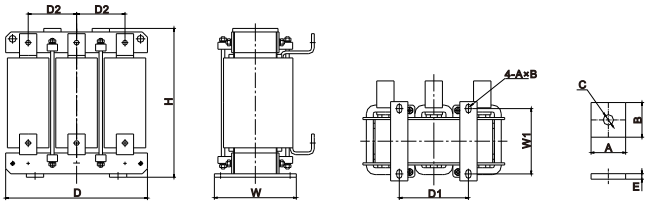

Picture B

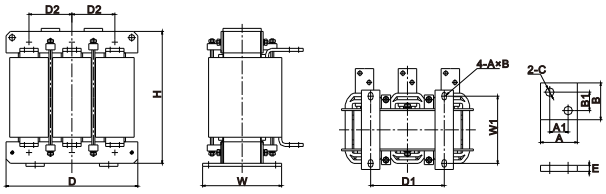

Picture C

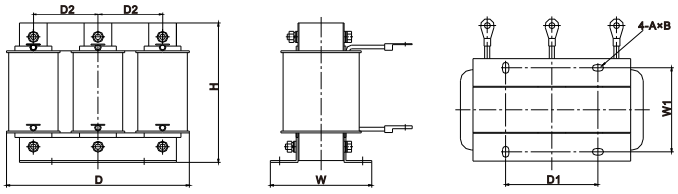

Picture D

Explosion-Proof Reactor(Choke) 防爆电抗器

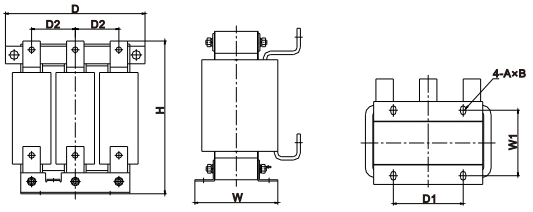

Picture E

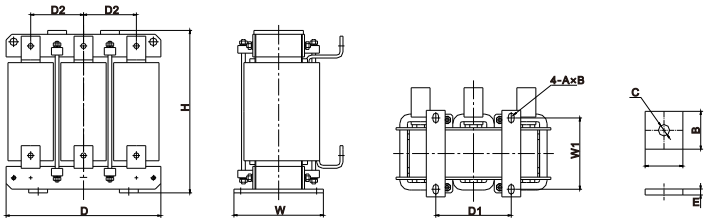

Picture F

690V input reactor selection table for Two Quadrant Explosion-proof Inverter in 2% reacfance rate
690V 两象限防爆变频器专用输入电抗器-2%电抗率选型表

Reactor Type 电抗器型号	Picture NO. 图号	Power 功率 (kw)	Rated Current 额定电流 (A)	(Mh) 电感量	Reacfance Rate 电抗率 (%)	Insulation Class 绝缘等级	Weight 重量 (kg)	Dimension 外形尺寸 (±5mm)																
								D	D1	D2	W	W1	W2	H	H1	H2	e	A*B	A	A1	B	B1	C
SKS-FB-ACL-0090-AB/6	A	75	90	0.285	/	H	21	270	120	80	173	105	145	230	/	/	4	4-10*16	30	/	15	/	φ11
SKS-FB-ACL-0125-AB/6		90	125	0.2	/	H	23.5	270	120	80	183	125	155	230	/	/	4	4-10*16	30	/	15	/	φ11
SKS-FB-ACL-0160-AB/6		110/132	160	0.16	/	H	27	270	120	80	190	130	160	260	/	/	4	4-10*16	30	/	15	/	φ11
SKS-FB-ACL-0200-AB/6		160	200	0.125	/	H	30	320	160	100	180	110	150	280	/	/	4	4-12*20	40	/	20	/	φ13
SKS-FB-ACL-0250-AB/6		220	250	0.105	/	H	35	320	160	100	218	125	165	280	/	/	4	4-12*20	40	/	20	/	φ13
SKS-FB-ACL-0300-AB/6		250	300	0.085	/	H	41	320	160	100	230	140	180	280	/	/	6	4-12*20	40	/	20	/	φ13
SKS-FB-ACL-0400-AB/6		315/355	400	0.065	/	H	47	320	160	100	245	150	190	310	/	/	8	4-12*20	40	/	20	/	φ13
SKS-FB-ACL-0500-AB/6		450	500	0.05	/	H	53	320	160	100	245	150	190	350	/	/	10	4-12*20	40	/	20	/	φ13
SKS-FB-ACL-0650-AB/6	B	500/560	650	0.04	/	H	60	390	220	130	260	160	200	390	/	/	8	4-14*24	50	/	25	/	φ13
SKS-FB-ACL-0800-AB/6		630/750	800	0.032	/	H	80	390	220	130	275	170	210	440	/	/	10	4-14*24	50	/	25	/	φ13
SKS-FB-ACL-0950-AB/6	C	800	950	0.027	/	H	89	390	220	130	325	210	250	390	/	/	10	4-14*24	60	30	30	15	φ13
SKS-FB-ACL-1200-AB/6		900/1000	1200	0.021	/	H	100	390	220	130	335	210	250	440	/	/	12	4-14*24	60	30	30	15	φ13

(1):Picture A 公差 D:max D1:±1 D2±2 W:max W1:±2 W2:±2 H:max H1:±5 H2:±5 E±10,其余未注公差±0.5mm。
Picture B/C 公差 D:max D1:±1 D2±2 W:max W1:±2 W2:±2 H:max H1:±5 H2:±5 E±10,其余未注公差±0.5mm。
(2):Can the customized. 以上为我司标准品，其它规格可以根据客户要求定制。
(3):Class H Can be customized. H级产品可以根据客户要求定制。
(4):The leading-out terminals of this product are Copper clad aluminum terminals or Aluminum terminals. 此款产品引出排为覆铜铝排或铝排。

1140V Input Reactor Selection Table for Two Quadrant Explosion-proof Inverter
1140V 两象限防爆变频器用输入电抗器选型表

Reactor Type 电抗器型号	Picture NO. 图号	Power 功率 (kw)	Rated Current 额定电流 (A)	(Mh) 电感量	Reacfance Rate 电抗率 (%)	Insulation Class 绝缘等级	Weight 重量 (kg)	Dimension 外形尺寸 (±5mm)															
								D	D1	D2	W	W1	W2	H	H1	H2	e	A*B	A	A1	B	T	C
SKS-FB-ACL-0065-AB/11	C	90	65	0.65	/	H	/	270	120	80	190	120	160	230	/	/	4	4-10*16	30	/	15	/	φ11
SKS-FB-ACL-0080-AB/11		110	80	0.54	/	H	/	270	120	80	190	120	160	230	/	/	4	4-10*16	30	/	15	/	φ11
SKS-FB-ACL-0090-AB/11		132	90	0.48	/	H	/	270	120	80	190	120	160	260	/	/	4	4-10*16	30	/	15	/	φ11
SKS-FB-ACL-0120-AB/11		160	120	0.36	/	H	/	270	120	80	190	120	160	290	/	/	4	4-10*16	30	/	15	/	φ11
SKS-FB-ACL-0150-AB/11		200	150	0.29	/	H	/	320	160	100	210	120	160	280	/	/	4	4-12*20	40	/	20	/	φ13
SKS-FB-ACL-0200-AB/11		250	200	0.22	/	H	/	320	160	100	228	135	175	310	/	/	4	4-12*20	40	/	20	/	φ13
SKS-FB-ACL-0230-AB/11		315	230	0.19	/	H	/	320	160	100	260	160	200	390	/	/	4	4-12*20	40	/	20	/	φ13
SKS-FB-ACL-0260-AB/11		400	260	0.17	/	H	/	320	160	100	240	150	190	350	/	/	5	4-12*20	40	/	20	/	φ13
SKS-FB-ACL-0300-AB/11		450	300	0.14	/	H	/	320	160	100	240	150	190	350	/	/	5	4-12*20	40	/	20	/	φ13
SKS-FB-ACL-0350-AB/11	D	500	350	0.12	/	H	/	390	220	130	260	160	200	350	/	/	6	4-14*24	50	/	25	/	φ13
SKS-FB-ACL-0420-AB/11		630	420	0.10	/	H	/	390	220	130	260	160	200	390	/	/	6	4-14*24	50	/	25	/	φ13
SKS-FB-ACL-0500-AB/11		710	500	0.087	/	H	/	390	220	130	290	190	230	390	/	/	8	4-14*24	50	/	25	/	φ13
SKS-FB-ACL-0570-AB/11		800	570	0.075	/	H	/	390	220	130	300	200	240	390	/	/	8	4-14*24	50	/	25	/	φ13
SKS-FB-ACL-0660-AB/11		1000	660	0.065	/	H	/	390	220	130	300	200	240	440	/	/	10	4-14*24	50	/	25	/	φ13
SKS-FB-ACL-0800-AB/11	E	1200	800	0.054	/	H	/	420	240	140	370	220	260	460	/	/	10	4-14*24	60	30	30	15	φ13

(1):Picture A 公差 D:max D1:±1 D2±2 W:max W1:±2 W2:±2 H:max H1:±5 H2:±5 E±10,其余未注公差±0.5mm。
Picture B/C 公差 D:max D1:±1 D2±2 W:max W1:±2 W2:±2 H:max H1:±5 H2:±5 E±10,其余未注公差±0.5mm。
(2):Can the customized. 以上为我司标准品，其它规格可以根据客户要求定制。
(3):Class H Can be customized. H级产品可以根据客户要求定制。
(4):The leading-out terminals of this product are Copper clad aluminum terminals or Aluminum terminals. 此款产品引出排为覆铜铝排或铝排。

690V Energy Feedback Reactor Selection Table for Four Quadrant Explosion-proof Inverter
690V 四象限防爆变频器用能量回馈电抗器选型表

Reactor Type 电抗器型号	Picture NO. 图号	Power 功率 (kw)	Rated Current 额定电流 (A)	(Mh) 电感量	Reacfance Rate 电抗率 (%)	Insulation Class 绝缘等级	Weight 重量 (kg)	Dimension 外形尺寸 (±5mm)															
								D	D1	D2	W	W1	W2	H	H1	H2	e	A*B	A	A1	B	T	C
SKS-FB-AFE-0090-AL/6	A	75	90	1.00	/	H	/	/	/	/	/	/	/	/	/	/	/	/	/	/	/	/	/
SKS-FB-AFE-0125-AL/6		90	125	0.78	/	H	/	/	/	/	/	/	/	/	/	/	/	/	/	/	/	/	/
SKS-FB-AFE-0160-AB/6		110/132	160	0.62	/	H	/	/	/	/	/	/	/	/	/	/	/	/	/	/	/	/	/
SKS-FB-AFE-0200-AB/6		160	200	0.50	/	H	/	/	/	/	/	/	/	/	/	/	/	/	/	/	/	/	/
SKS-FB-AFE-0250-AB/6		220	250	0.40	/	H	/	/	/	/	/	/	/	/	/	/	/	/	/	/	/	/	/
SKS-FB-AFE-0300-AB/6		250	300	0.32	/	H	/	/	/	/	/	/	/	/	/	/	/	/	/	/	/	/	/
SKS-FB-AFE-0400-AB/6		315/355	400	0.25	/	H	/	/	/	/	/	/	/	/	/	/	/	/	/	/	/	/	/
SKS-FB-AFE-0500-AB/6		450	500	0.20	/	H	/	/	/	/	/	/	/	/	/	/	/	/	/	/	/	/	/
SKS-FB-AFE-0650-AB/6	B	500/560	650	0.15	/	H	/	/	/	/	/	/	/	/	/	/	/	/	/	/	/	/	/
SKS-FB-AFE-0800-AB/6		630/750	800	0.12	/	H	/	/	/	/	/	/	/	/	/	/	/	/	/	/	/	/	/

(**1**):Picture A 公差 D:max D1:±1 D2±2 W:max W1:±2 W2:±2 H:max H1:±5 H2:±5 E±10,其余未注公差±0.5mm。
Picture B/C 公差 D:max D1:±1 D2±2 W:max W1:±2 W2:±2 H:max H1:±5 H2:±5 E±10,其余未注公差±0.5mm。
(2):Can the customized. 以上为我司标准品，其它规格可以根据客户要求定制。
(3):Class H Can be customized. H级产品可以根据客户要求定制。
(4):The leading-out terminals of this product are Copper clad aluminum terminals or Aluminum terminals. 此款产品引出排为覆铜铝排或铝排。

Explosion-Proof Reactor(Choke) 防爆电抗器

1140V Energy Feedback Reactor Selection Table For Four Quadrant Explosion-proof Inverter
1140V 四象限防爆变频器用能量回馈电抗器选型表

Reactor Type 电抗器型号	Picture NO. 图号	Power 功率 (kw)	Rated Current 额定电流 (A)	Inductance Value 电感量 (mH)	Reacfance Rate 电抗率 (%)	Insulation Class 绝缘等级	Weight 重量 (kg)	Dimension 外形尺寸 (±5mm)															
								D	D1	D2	W	W1	W2	H	H1	H2	e	A*B	A	A1	B	T	C
SKS-FB-AFE-0130-AL/11	C	185	130	1.3	/	H	/	/	/	/	/	/	/	/	/	/	/	/	/	/	/	/	/
SKS-FB-AFE-0150-AL/11		200	150	1.1	/	H	/	/	/	/	/	/	/	/	/	/	/	/	/	/	/	/	/
SKS-FB-AFE-0200-AB/11		250	200	0.84	/	H	/	/	/	/	/	/	/	/	/	/	/	/	/	/	/	/	/
SKS-FB-AFE-0230-AB/11		315	230	0.73	/	H	/	/	/	/	/	/	/	/	/	/	/	/	/	/	/	/	/
SKS-FB-AFE-0300-AB/11		400	300	0.56	/	H	/	/	/	/	/	/	/	/	/	/	/	/	/	/	/	/	/
SKS-FB-AFE-0350-AB/11	D	500	350	0.48	/	H	/	/	/	/	/	/	/	/	/	/	/	/	/	/	/	/	/
SKS-FB-AFE-0420-AB/11		630	420	0.4	/	H	/	/	/	/	/	/	/	/	/	/	/	/	/	/	/	/	/
SKS-FB-AFE-0500-AB/11		710	500	0.33	/	H	/	/	/	/	/	/	/	/	/	/	/	/	/	/	/	/	/
SKS-FB-AFE-0570-AB/11		800	570	0.29	/	H	/	/	/	/	/	/	/	/	/	/	/	/	/	/	/	/	/
SKS-FB-AFE-0660-AB/11		1000	660	0.26	/	H	/	/	/	/	/	/	/	/	/	/	/	/	/	/	/	/	/
SKS-FB-AFE-0800-AB/11	E	1200	800	0.21	/	H	/	/	/	/	/	/	/	/	/	/	/	/	/	/	/	/	/

(**1**):Picture A 公差 D:max D1:±1 D2±2 W:max W1:±2 W2:±2 H:max H1:±5 H2:±5 E±10,其余未注公差±0.5mm。
Picture B/C 公差 D:max D1:±1 D2±2 W:max W1:±2 W2:±2 H:max H1:±5 H2:±5 E±10,其余未注公差±0.5mm。
(2):Can the customized. 以上为我司标准品，其它规格可以根据客户要求定制。
(3):Class H Can be customized. H级产品可以根据客户要求定制。
(4):The leading-out terminals of this product are Copper clad aluminum terminals or Aluminum terminals. 此款产品引出排为覆铜铝排或铝排。

Detuned Reactor(Choke) 解谐电抗器

Product Profile 产品简述

Detuned chokes are placed in reactive power compensation application and used to prevent parallel resonance and amplification harmonic current occurring.Restrain high harmonic,limit operating impulse.Improve the system power factor.Prevent harmonic capacitor cause harm results.avoiding the excessive amplification and resonance of harmonic wave to the power grid when capacitior equimets access in.

解谐电抗器也叫串联电抗器，用于无功功率补偿，一般和电容串联使用，其在工频下呈容性，从而防止并联谐振及无放大谐波电流之虑。具有抑制高次谐波，限制合闸涌流，提高系统功率因数，防止谐波电容器造成危害，避免电容器装置的接入对电网谐波的过度放大和谐振发生。

Product Features 产品特点

- **High heat resistance level,high insulation strength,safe and reliable.**
- **Core with cold-rolled silicon steel sheets,low loss and good performance in high frequency.**
- **Reactor design is of high linearit as well as higher overload capacity.**
- **VPI process make immersion oil fully,thicker oil film,low nosie and good corrosion resistance.**

- 耐温等级高，绝缘强度高，安全可靠；
- 电抗器采用优质冷轧硅钢片，损耗低，高频特性好；
- 电抗器线性度好，过载能力强；
- 电抗器浸渍工艺采用真空压力浸渍，浸油充分，油膜厚，电抗器噪音低，耐腐蚀性好。

Product Size 尺寸图

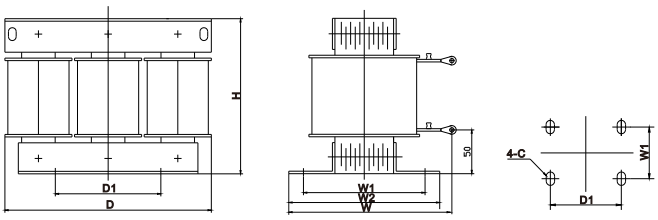

Picture A

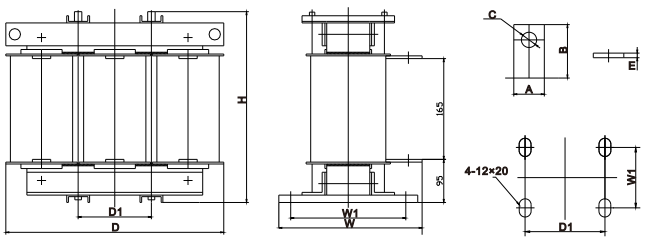

Picture B

Detuned Reactor (Choke) 解谐电抗器

Detuned Reactor Selection Table for 7%/480V 解谐电抗器（7%/480V)选型表

Type 型号	Picture NO. 图号	Capacitance 电容电量 (kvar)	Rated Current 额定电流 (A)	Inductance Value 电感量 (mH)	Insulation Class 绝缘等级	Weight 重量 (Kg)	Dimension 外形尺寸 (±5mm)											
							D	D1	D2	W	W1	W2	H	A*B	e	A	B	C
SKS-CKSGL-0.35/0.48	A	5	8.7	9.65	F	13	240	80	80	150	90	120	160	4-7*12	/	/	/	/
SKS-CKSGL-0.53/0.48		7.5	13.5	6.43	F	16	240	80	80	160	100	130	180	4-7*12	/	/	/	/
SKS-CKSGL-0.7/0.48		10	18	4.83	F	19	240	80	80	170	110	140	180	4-7*12	/	/	/	/
SKS-CKSGL-0.86/0.48		12.5	22.4	3.86	F	21	240	80	80	170	120	140	180	4-7*12	/	/	/	/
SKS-CKSGL-1.05/0.48		15	26.8	3.2	F	23	270	90	90	180	115	150	210	4-7*12	/	/	/	/
SKS-CKSGL-1.4/0.48		20	35.8	2.4	F	29	270	90	90	200	135	170	210	4-7*12	/	/	/	/
SKS-CKSGL-1.75/0.48		25	45	1.93	F	31	270	90	90	200	135	170	210	4-7*12	/	/	/	/
SKS-CKSGL-2.1/0.48		30	54	1.61	F	35	300	100	100	200	130	160	260	4-7*12	/	/	/	/
SKS-CKSGL-2.8/0.48		40	71	1.21	F	40	300	100	100	210	140	170	260	4-7*12	/	/	/	/
SKS-CKSGL-3.5/0.48		50	90	0.97	F	43	300	100	100	240	170	200	260	4-7*12	/	/	/	/
SKS-CKSGL-4.2/0.48	B	60	107	0.82	F	62	360	120	120	270	240	/	365	4-12*20	3	30	15	φ10.5
SKS-CKSGL-4.9/0.48		70	125	0.69	F	74	360	120	120	290	260	/	365	4-12*20	3	30	15	φ10.5
SKS-CKSGL-5.6/0.48		80	143	0.6	F	74	360	120	120	290	260	/	365	4-12*20	3	30	15	φ10.5
SKS-CKSGL-6.3/0.48		90	161	0.55	F	80	360	120	120	300	270	/	365	4-12*20	3	40	15	φ10.5
SKS-CKSGL-7.0/0.48		100	179	0.49	F	80	360	120	120	300	270	/	365	4-12*20	3	40	15	φ10.5

Note/备注：(1): Picture A.B公差(Tolerance) D:max D1:±1 D2±2 W:max W1:±2 W2:±2 H:max 其余未注公差(Others)±0.5mm
(2): Can be customized. 以上型号为我司标准品，其它规格可以根据客户要求定制。
(3): The leading-out terminals of this product are Copper clad aluminum terminals or Aluminum terminals. 此款产品引出排为覆铜铝排或铝排。

Load Reactor(Choke) Dedicated For Inverter Testing
变频器测试专用负载电抗器

Reference standard 引用标准

■ **Design, manufacture and inspection norms refers to the following relevant standards:**
IEC289:1987 reactor
GB10229-88 reactor (eqv IEC289:1987)
JB9644-1999 reactor for electrical transmission of semiconductor

■ 设计、制造及检验规范引用以下相关标准：
IEC289:1987
GB10229-88电抗器（**eqv IEC289:1987**）
JB9644-1999 导体电气传动用电抗器

Operational environmental requirement

- **Altitude: 1000m, need operate at rated value decreased correspondingly when above 1000m.**
- **Min. temp.: -25℃, max. temp.: +45**
- **Storage temp.: -40 ~70**
- **Operating humidity: relative 10%~90%**
- **Anti-pollution: 3 class**
- **Anti-salt-mist degree: salinity 0.1mg/m³**

使用环境要求

- 海拔高度：1000米，超过1000米需降额使用
- 最低气温：-25℃，最高气温45℃,
- 存储温度：-40℃~70℃
- 工作湿度：相对10%~90%
- 防污染度：3级
- 防盐雾等级：含盐量0.1mg/m³

Product Parameters

- **Work for 2 hours or more at rated current**
- **Inductance value error is ±10%, short circuit UVW, RST input current**
- **Phase:3**
- **Frequency:50Hz**
- **Cooling mode:AN (AF)**
- **Insulation class:F**

产品参数

- 工作制：短时、长期
- 电感量偏差：±10%
- 相数：3
- 频率：50Hz
- 冷却方式：AN（AF）
- 绝缘耐热等级：F

Load Reactor (Choke)Dedicated For Inverter Testing
变频器测试专用负载电抗器

Product Size 外形尺寸图

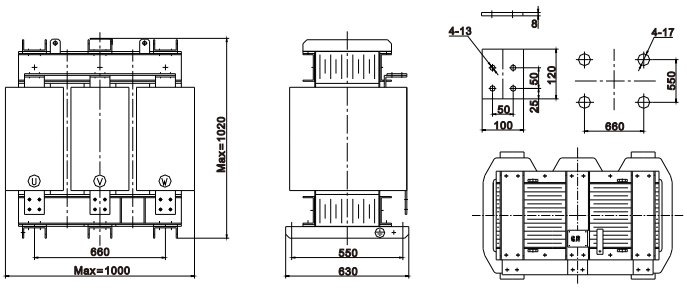

Work for a long time 长期工作制

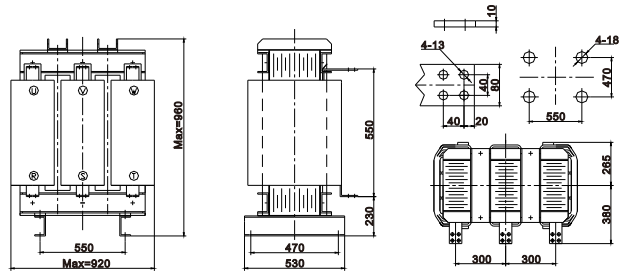

Short-term work 短期工作制

Product Characteristics 产品特性

Parameters of Inverter 变频器参	Parameters of Motor 电动机参数				Parameters of Simulation load 模拟负载参数					
Power 功率 (KW)	Power 功率 (KW)	Rated Current 额定电流 (A)	Efficiency 效率 (%)	Power Factor 功率因数 cosΦ	Apparent Capacity 视在容量 (kVA)	Power Factor 功率因数 cosΦ	Active Power 有功功率 (KW)	Phase Resistance 相电阻 (Ω)	Reactive Power 无功功率 (Kvar)	Phase Inductive value 相电感量 (mH)
0.55	0.55	1.5	73.0	0.76	0.99	0.76	0.75	111	0.64	/
0.75	0.75	2.0	74.5	0.76	1.32	0.76	1.01	82.8	0.86	/
1.1	1.1	2.7	78.0	0.78	1.81	0.78	1.41	62.3	1.13	/
1.5	1.5	3.7	79.0	0.79	2.40	0.79	1.90	47.5	1.47	/
2.2	2.2	5.0	81.0	0.82	3.31	0.82	2.72	35.7	1.90	/
3	3	6.8	82.5	0.81	4.49	0.81	3.64	26.1	2.63	/
4	4	8.8	84.5	0.82	5.77	0.82	4.73	20.5	3.30	/
5.5	5.5	11.6	85.5	0.84	7.66	0.84	6.43	15.8	4.16	/
7.5	7.5	15.4	87.0	0.85	10.1	0.85	8.62	12.1	5.34	/
11	11	22.6	88.0	0.84	14.9	0.84	12.5	8.15	8.07	/
15	15	30.3	88.5	0.85	19.9	0.85	16.9	6.16	10.5	/
18.5	18.5	35.9	91.0	0.86	23.6	0.86	20.3	5.25	12.1	/
22	22	42.5	91.5	0.86	28.0	0.86	24.0	4.44	14.3	/
30	30	56.8	92.2	0.87	37.4	0.87	32.5	3.36	18.4	/
37	37	70.4	91.8	0.87	46.3	0.87	40.3	2.71	22.8	/
45	45	84.2	92.3	0.88	55.4	0.88	48.8	2.29	26.3	/
55	55	103	92.6	0.88	67.5	0.88	59.4	1.88	32.1	/
75	75	140	92.7	0.88	91.9	0.88	80.9	1.38	43.7	/
90	90	164	93.5	0.89	108	0.89	96.3	1.19	49.3	/
110	110	201	93.5	0.89	132	0.89	118	0.972	60.3	/
132	132	240	94.0	0.89	158	0.89	140	0.814	71.9	/
160	160	289	94.5	0.89	190	0.89	169	0.676	86.7	/
185	185	342	93.5	0.88	225	0.88	198	0.565	107	/
200	200	361	94.5	0.89	238	0.89	212	0.540	108	/
220	220	407	94.4	0.87	268	0.87	233	0.469	132	/
250	250	461	94.7	0.87	303	0.87	264	0.414	150	/
280	280	515	94.9	0.87	339	0.87	295	0.370	167	/
315	315	578	95.2	0.87	380	0.87	331	0.330	188	/
500	500	1000	95.5	0.87	418	0.87	366	0.300	209	/

Notice:
1. Parameters of motor shown in the table columns is Xi'an Motor Factory's product data that is representative. Power supply voltage: 380V;Three-phase AC asynchronous motor.
2. Low-power resistor adopts Wirewound Resistor, and high-power resistor uses the water-cooled Resistor or stainless steel Resistor.
3. The reactor is three-phase with iron core ,H-class insulation.

备注：
1.表列电机参数为西安电机厂产品数据；电源电压380V。
2.小功率电阻采用波纹电阻,大功率采用水冷电阻或者不锈钢电阻。
3.电抗器为三相铁心电抗器,绝缘耐热等级按H级。

Drossel and Filtering Reactor (Choke)
高频单相电抗器和滤波电抗器

Product Profile 产品简述

1.Electric intensity AC3000V/min ,leakage current<5mA.
2.Under rated power,winding temperature-rise F,less than 100K , insulation system H.

1.高电强度 AC3000V/min，泄露电流小于5mA。
2.额定负载下线圈温升按F级考核，不超过 100K，绝缘系统则提高一个等级按H级配置。

Product Parameters

- Enamel insulated aluminum wire ,Aluminum foil winding ,Lines tight ,Craft neat and secure ,Vacuum pressure impregnation, Low noise.
- Rated voltage 400V±3% ,steady voltage 400V±2%, imbalance <0.5%.
- Insulation grade H.
- Insulation resistance≥100MΩ, dielectric strength, primary secondary.ground 3KV/1Min. primary-secondary-ground 3KV/1Min. No arcing breakage.

产品参数

- 漆包铜线绕制，线包紧，工艺整洁牢靠，真空浸漆，低噪声
- 额定电压400V±3%，稳态电压400V±2%，不平衡<0.5%
- 绝缘等级H
- 绝缘阻抗≥100MΩ，抗电强度，初-次-地3KV/1Min；次-地3KV/1Min；初对次3KV/1Min；无击弧击穿

Product Size 产品尺寸图

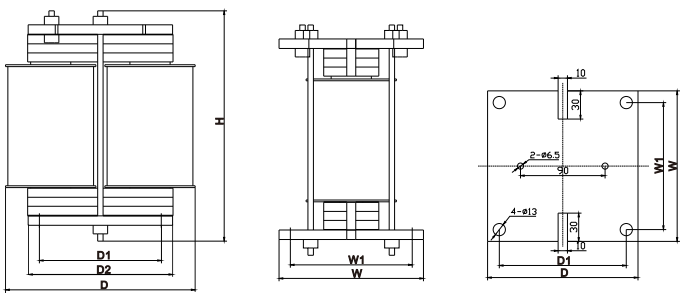

Picture A

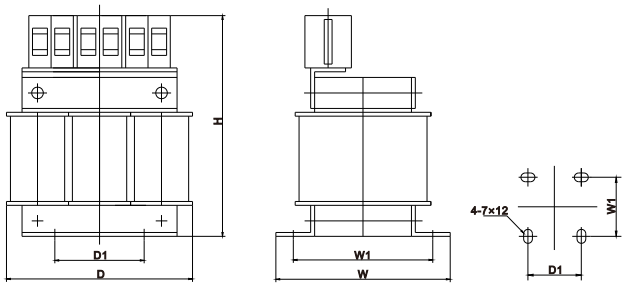

Picture B

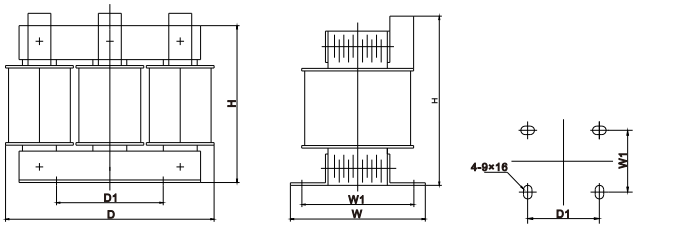

Picture C

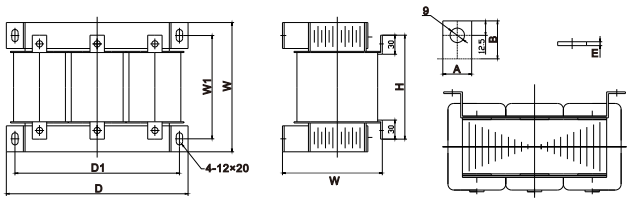

Picture D

Drossel and Filtering Reactor (Choke)
高频单相电抗器和能量回馈滤波电抗器

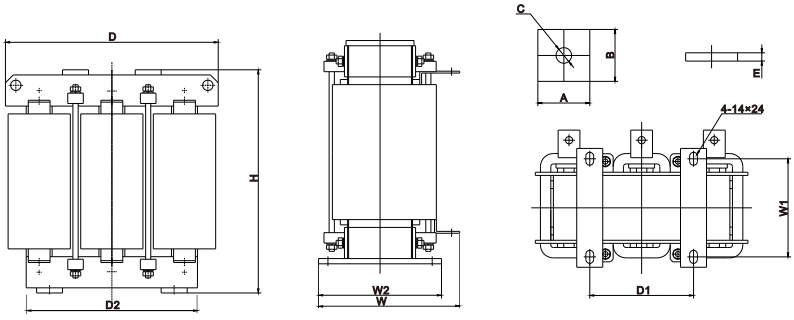

Picture E

Selection Table 选型表

Drossel Type 高频单相电抗器型号	Picture NO. 图号	(kvar) 容量	Rated Current 额定电流 (A)	Inductance Value 电感量 (mH)	Insulation Class 绝缘等级	Weight 重量 (Kg)	Dimension 外形尺寸 (±5mm)											
							D	D1	D2	W	W1	W2	H	A*B	e	A	B	C
SKS-DROS-0200	A	/	200	/	H	10	210	160	135	160	135	/	255	4-φ13	1.5	15	8	φ13
Filtering Reactor Type 滤波电抗器型号	Picture NO. 图号	(kvar) 容量	Rated Current 额定电流 (A)	Inductance Value 电感量 (mH)	Insulation Class 绝缘等级	Weight 重量 (Kg)	Dimension 外形尺寸 (±5mm)											
							D	D1	D2	W	W1	W2	H	A*B	e	A	B	C
SKS-AFER-0005/4	B	0.028	5	/	F/H	2.5	96	48	/	93	75	/	115	/	/	/	/	/
SKS-AFER-0015/4		0.21	15	/	F/H	3.95	150	70	/	66	50	/	160	/	/	/	/	/
SKS-AFER-0030/4		0.576	30	/	F/H	5.85	150	70	/	100	80	/	165	/	/	/	/	/
SKS-AFER-0050/4	C	2.36	50	/	F/H	20	210	80	/	120	100	/	220	4-7*12	/	/	/	/
SKS-AFER-0080/4	D	5.43	80	/	F/H	47	320	290	/	235	190	/	175	4-12*20	3	25	13	φ9
SKS-AFER-0100/4	E	6.4	100	/	F/H	71	430	250	320	260	140	200	390	4-14*24	4	40	20	φ11
SKS-AFER-0160/4		10.4	160	/	F/H	90	430	250	370	260	140	200	390	4-14*24	4	40	20	φ11
SKS-AFER-0200/4		/	200	/	F/H	/	/	/	/	/	/	/	/	/	/	/	/	/

CKSC Epoxy-resin Filled Dry-type Iron Core Series Reactor
CKSC 环氧浇注干式铁芯串联电抗器

Product Profile 产品简述

SKS-CKSC and SKS-SKS-CKSC Series iron core reactors is suit for power system of AC 50HZ rated operating voltage up 6-35kv, with high voltage capacitor group in series.It can restrain from the high harmonic closing surge and operating over voltage .It will make capacitor group work safely ,improve the net voltage waveform,enhance the power supply quality and make power net work economically.

SKS-CKSC、SKS-SKS-CKSC型铁芯串联电抗器适用于交流50HZ，额定工作电压6-35KV的电力系统，与高压电容器组相串联，作为有效地抑制高次谐波，限制合闸涌流及操作过电压使用，对电容器组的安全运行，改善网络电压波形，提高供电质量和电网安全经济运行起良好作用。

Industrial Standard/产品标准：GB 10229 IEC289；JB/T5346

Product Features 产品特点

Adopting epoxy resin formed solid insulation structure ,three-phase integrated,with silicon steel sheet as mgenetic medium, framework structure composed of multiple encapsulations and shunt wound with multi-strand flat copper conductor with small bore so as to effectively reduce the volume and loss;The reactor core and winding are not submerged into any liquid ,its cooling mode is air self-cooling free of oil leak and is comvenient for manufacturing and maintenance and operation .The reactor coil is shunt wound with multi-strand flat copper conductor of small bore so as to effectively reduce the eddy current loss of the conductor under harmonic wave; multiple encapsulated reactor coil encapsulated chamber has axial heat emission air flue, with perfect heat dispersion.The reactor coil and iron core, after undergoing hot setting , have perfect electric insulation property and compact structure ,with small installation dimension and space.

采用环氧树脂成型固体绝缘结构，三相共体，以硅钢片为导磁介质，由铁轭，高填充系数的铁芯柱（叠片式或辐射式）组成框形磁路结构，基线圈由多个包封组成，并以小截面多股扁铜导线平行并绕而成，有效地减少了产品体积和损耗。 电抗器铁芯和绕组都不浸在任何液体之中，其冷却方式为空气自冷。无漏油，便于制造和维护，运行方便。电抗器线圈采用截面较小的多股扁铜导线平行并绕而成，有效地降低了谐波下导线中的涡流损耗。多包封电抗器线圈包封间有轴向散热气道，具有优良的散热性能。 电抗器多线圈和铁芯经高温固化后，具有良好的电气绝缘性能和机械性能。 整体结构紧凑，安装尺寸小，占用空间小，外观光洁，噪声低，免维护，是理想的换代产品。

Product Size 产品尺寸图

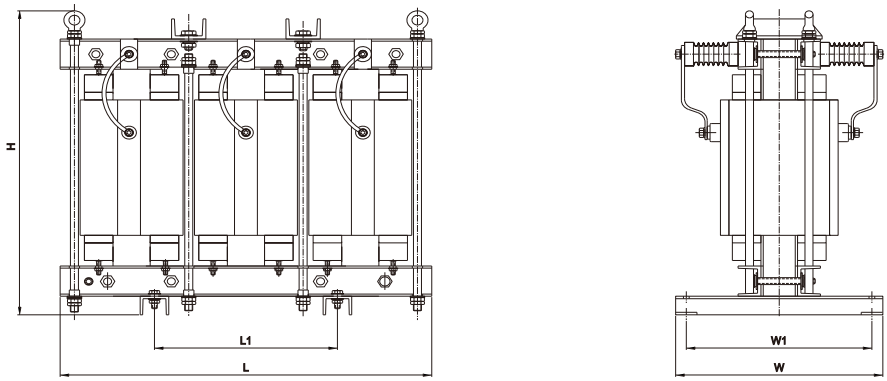

CKSC Epoxy-resin Filled Dry-type Iron Core Series Reactor
CKSC 环氧浇注干式铁芯串联电抗器

Selection Table 选型表

Model 型号	Power 容量 (kvar)	System Voltage 系统电压 (kv)	Impedance 额定电抗率	Dimension 外形尺寸 (mm)			Installation 安装尺寸 (mm)		Weight 重量 (kg)
				L	W	H	L1	W1	
SKS-CKSC-0003	3	6.3 / 6.6 / 11 / 12	1% / 4.5% / 5% / 6% / 12% / 13%	600	400	500	400	350	91
SKS-CKSC-0006	6			600	410	500	400	350	94
SKS-CKSC-0009	9			660	430	550	440	350	123
SKS-CKSC-0012	12			660	430	550	440	350	128
SKS-CKSC-0015	15			660	440	550	440	350	133
SKS-CKSC-0018	18			750	460	600	500	400	180
SKS-CKSC-0021	21			750	460	600	500	400	192
SKS-CKSC-0024	24			750	460	600	500	400	200
SKS-CKSC-0030	30			750	470	680	500	400	210
SKS-CKSC-0036	36			840	490	850	560	450	295
SKS-CKSC-0042	42			840	490	850	560	450	330
SKS-CKSC-0048	48			840	500	930	560	450	370
SKS-CKSC-0054	54			930	520	950	620	500	480
SKS-CKSC-0060	60			930	520	950	620	500	530
SKS-CKSC-0072	72			930	520	950	620	500	560
SKS-CKSC-0090	90			1050	550	990	700	550	680
SKS-CKSC-0108	108			1050	560	990	700	550	720
SKS-CKSC-0120	120			1050	560	1060	700	550	770
SKS-CKSC-0144	144			1200	660	1130	800	600	850
SKS-CKSC-0180	180			1200	660	1200	800	600	910
SKS-CKSC-0216	216			1200	670	1270	800	600	1010
SKS-CKSC-0252	252			1300	710	1270	860	650	1275
SKS-CKSC-0288	288			1300	710	1270	860	650	1300
SKS-CKSC-0324	324			1300	720	1340	860	650	1350
SKS-CKSC-0360	360			1400	750	1340	920	700	1470
SKS-CKSC-0432	432			1400	750	1340	920	700	1550
SKS-CKSC-0504	504			1500	800	1420	1000	750	1880
SKS-CKSC-0576	576			1500	800	1500	1000	750	2000
SKS-CKSC-0648	648			1600	850	1580	1070	800	2235
SKS-CKSC-0720	720			1600	850	1580	1070	800	2380

APF Filter Reactor(Choke) APF滤波电抗器

Technical requirement 技术要求

1) System voltage: 0.4±10% kv;
2) Rated current (long-term), according to your requirements;
3) Rated inductance value (50Hz): deviation ±10%, each phase inductance valure is no more than ±2 percent of three-phase average inductance value;
4) Rated terminal voltage (50Hz): depend on customer parameters;
5) Inductance linearity:
5.1) Frequency characteristic: at a certain current in rated current, 50Hz-20KHz, the inductance change is no more than 5%;
5.2) Current characteristic: the corresponding inductance value≤rated inductance at 50Hz, 10% rated current, the corresponding inductance value is ±10 percent of rated inductance at rated current;
5.3) Unsaturation current: the reactance value shouldn't decrease by more than 10% when the reactor is below twice of rated current (here considering AC 50Hz)
6) Instantaneous voltage that the reactor may withstand: 1110V (800+310=1110V)
7) Reactor harmonic through-current capability: per harmonic current in the reactor can flow through the following table at the same time--the ratio doesn't exceed 200%, moreover the reactor's iron core is unsaturation, per harmonic current as a percentage of rated current is shown as follows:

1、系统电压：0.4±10%kv；
2、额定电流（长期最大工作电流），根据客户要求；
3、额定电感量（50H）：偏差±10%，每相电感值不超过三相电感平均值的±2%；
4、额定端电压（50Hz）：根据客户参数而定 ；
5、电感线性度：
5.1 频率特性：额定电流内某一电流下，50Hz-20kHz,电感变化不超过5%；
5.2 电流特性：50Hz时，10%额定电流对应的电感量≤额定电感，额定电流下对应的电感量在额定电感的±10%；
5.3 不饱和电流：电抗器在额定电流（此处考虑交流50Hz情况）的2倍下，电抗值下降应不超过10%；
6、电抗器上可能经受的瞬时电压：1110V（800+310=1110V）；
7、电抗器谐波通流能力：在额定电压下，电抗器可同时流过下表中各次谐波电流--占比不超过200%，且电抗器铁心不饱和，各次谐波电流占额定电流的百分比如下：

Current times 电流次数	Frequency 频率 (Hz)	Per current content 各次电流含量 (%)	Current times 电流次数	Frequency 频率 (Hz)	Per current content 各次电流含量 (%)
1	50	30	29	1450	10
3	150	20	31	1550	10
5	250	60	35	1750	10
7	350	40	37	1850	10
11	550	30	41	2050	10
13	650	30	43	2150	10
17	850	20	47	2350	10
19	850	20	49	2450	10
23	1150	20	51	2550	10
25	1250	20			

APF Filter Reactor(Choke) APF滤波电抗器

Technical Requirement 技术要求

8) Inverter switching frequency: impulse frequency of PWM wave flows through the reactor, 20KHz;
9) Insulation class: dry-type F/H;
10) Insulation level: AC3kv, the reactor's turn-insulation should long-term operate at power frequency plus harmonic voltage peak, the gabarit between outlet terminals of the reactor's bushing, between outlet terminals and structures and between supporting insulator's live part over the ground should conform with related regulations;
11) Dissipation: express in the percentage of dissipation(KW) and rated capacity(kVar), less than 0.5% (at rated current);
12) Anti short-circuit and impact capability: there won't be heat damage, and mechanical damage as it can withstand the impact of inrush transient current, when the reactor endures 25 times of rated current that lasts 2s.
13) winding temperature rise: the average temp. rise can't exceed 65K, and the hottest-spot temp. rise can't exceed 80K;
14) Noise: the noise level (A-weighted average sound pressure level) off 1M from the reactor is less than 60dB
15) Phase: Single-phase;
16) Winding material: enamelled copper wire, aluminum foil etc.;
17) Magnetic core material:metal soft-magnetic powder core magnetic ring (iron powder core, sendust magnetic powder core etc);
18) Cooling mode: AN;
19) Installation mode: normal vertical (installing an additional insulation baseplate with outlet thread end fixed on the two holes of the baseplate);
20) Structure boundary dimension: confirmed by both sides

8、变流器开关频率：即流经电抗器的PWM波脉冲频率，20kHz；
9、绝缘等级：干式F/H级；
10、绝缘水平：AC3kv,电抗器的匝间绝缘应能在工频加谐波电压峰值下长期运行，电抗器的套管出线端子间，出线端与结构件间以及支撑绝缘子带电部分对地间的净距，应符合有关规定；
11、损耗：用损耗（kW）与额定容量（kVar）的百分比来表示，不超过0.5%（额定电流下）；
12、抗短路冲击能力：电抗器能承受25倍额定电流持续2S的作用，不产生热和机械损伤，能承受合闸涌流的冲击而不得产生机械损伤；
13、绕组温升：平均温升不得超过65K，最热点温升不得超过80K；
14、噪声：在额定电流下，距离电抗器1M处的噪声水平（A计权平均声压级）不超过60dB；
15、相数：单相；
16、绕组材质：漆包铜线，铝箔等材料；
17、磁芯材料：金属软磁粉芯磁环（铁粉芯、铁硅铝磁粉芯等）；
18、冷却方式：AN；
19、安装方式：常规立式（加装绝缘底板，出线头固定在底板的两个孔上）；
20、结构外形尺寸：双方确认。

Standard

GB/T 16935.1 Equipment insulation coordination in low-voltage system
GB/T 1094.6 Reactor

依据标准

GB/T 16935.1 低压系统内设备的绝缘配合
GB/T 1094.6 电抗器

Product Size 产品尺寸图

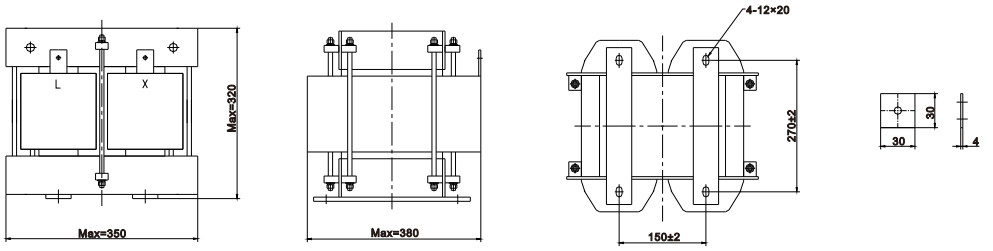

100A/5mH

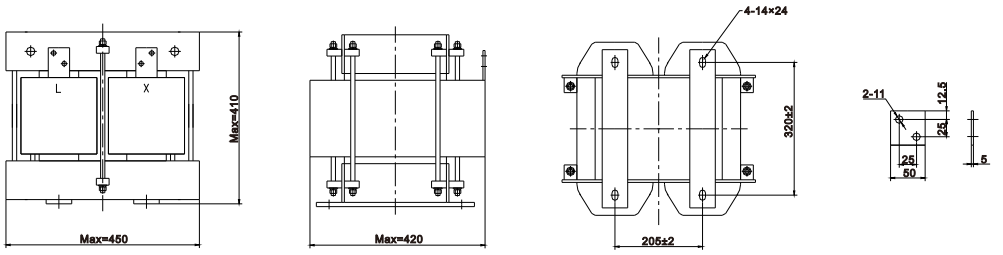

300A/1.5mH